


Power Transmission Products: List of Dimensions

Power Transmission Group



Continental 
CONTITECH

CONTI SYNCHROFORCE® Supreme*
CONTI SYNCHROFORCE® Extreme*

CONTI SYNCHROFORCE® CXP III
CONTI SYNCHROFORCE® CXA III

CONTI SYNCHROBELT®

CONTI SYNCHROLINE®

CONTI SYNCHROTWIN®

CONTI SYNCHRODRIVE®

CONTI SYNCHROCOLOR®*

CONTI-V MULTIRIB® Power
CONTI-V MULTIRIB® Elast

CONTI-V® STANDARD

CONTI-V® ADVANCE

CONTI-V ADVANCE FO®-Power

CONTI POLYFLAT®

CONTI VARISPEED®

CONTI-V® MULTIBELT

CONTI® VSM-1/VSM-2*

Table of contents

CONTI® Power Transmission Belts

Product overview _____ 2/3

CONTI SYNCHROFORCE® CXP III HTD


Heavy-duty timing belts _____ 4/5



Section:
3M
5M
8M
14M

CONTI SYNCHROFORCE® CXP III STD


Heavy-duty timing belts _____ 6



Section:
S8M

CONTI SYNCHROFORCE® CXA III HTD

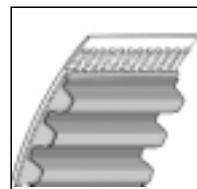
Heavy-duty timing belts _____ 7



Section:
8M
14M

CONTI SYNCHROFORCE® CXA III STD

Heavy-duty timing belts _____ 8



Section:
S8M

CONTI SYNCHROBELT®

Timing belts, DIN 5296 _____ 9 - 11



Section:
MXL
XL
L
H
XH



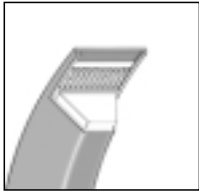



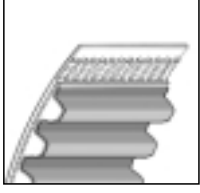


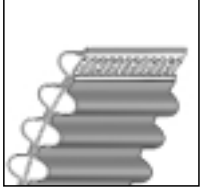
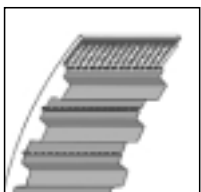
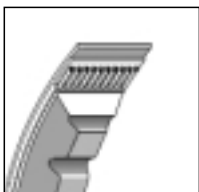

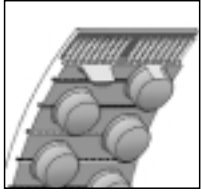
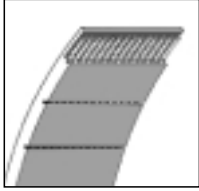






CONTI SYNCHROBELT® HTD

Timing belts _____ 12/13



Section:
3M
5M
8M
14M

*not included in this brochure

<p>CONTI SYNCHROBELT® STD Timing belts _____ 14</p>  <p>Section: S8M</p>	<p>CONTI SYNCHROTRWIN® DH Double-sided timing belts _____ 20</p>  <p>DIN 5296 Section: DH</p>	<p>CONTI-V® STANDARD Ultraflex Narrow section wrapped V-belts _____ 32/33</p>  <p>DIN 7753 Section: SPZ SPA SPB 19 SPC</p>
<p>CONTI SYNCHROLINE® HTD Open-ended timing belts _____ 15</p>  <p>Section: 5M 8M</p>	<p>CONTI SYNCHRODRIVE® HTD Open-ended PU timing belts _____ 21</p>  <p>Section: 3M 5M 8M 14M</p>	<p>CONTI-V® ADVANCE FO-Z Heavy-duty raw edge cogged V-belts _____ 34/35</p>  <p>DIN 7753 Section: XPZ XPA XPB XPC</p>
<p>CONTI SYNCHROLINE® STD Open-ended timing belts _____ 15</p>  <p>Section: S8M</p>	<p>CONTI SYNCHRODRIVE® STD Open-ended PU timing belts _____ 21</p>  <p>Section: S5M S8M</p>	<p>CONTI-V® ADVANCE FO-Z Classic Heavy-duty raw edge cogged V-belts _____ 36/37</p>  <p>DIN 7753 Section: 5/- 10/Z 6/Y 13/A 8/-</p>
<p>CONTI SYNCHROTRWIN® CXP III DHTD Heavy-duty double-sided timing belts _____ 16</p>  <p>Section: D5M D8M D14M</p>	<p>CONTI SYNCHRODRIVE® Open-ended PU timing belts _____ 22</p>  <p>Section: Trapezoidal XL L H</p>	<p>CONTI-V ADVANCE FO®-Power Heavy-duty raw edge cogged V-belts _____ 38</p>  <p>DIN 7753 Section: XPZ XPA XPB XPC</p>
<p>CONTI SYNCHROTRWIN® CXP III DSTD Heavy-duty double-sided timing belts _____ 17</p>  <p>Section: DS8M</p>	<p>CONTI SYNCHRODRIVE® Open-ended PU nubbled belts _____ 23</p> 	<p>CONTI POLYFLAT® Open-ended PU flat belts _____ 39</p> 
<p>CONTI® SYNCHROTRWIN DHTD Double-sided timing belts _____ 18</p>  <p>Section: D5M D8M D14M</p>	<p>CONTI-V MULTIRIB® Power, Elast Multiple V-ribbed belts _____ 24/25</p>  <p>DIN 7867 Section: PJ PK PL PM</p>	<p>CONTI VARISPEED® Varidur, Agridur Variable speed raw edge cogged belts _____ 40 - 41</p>  <p>DIN 7719 / ISO 1604</p>
<p>CONTI SYNCHROTRWIN® DSTD Double-sided timing belts _____ 19</p>  <p>Section: DS8M</p>	<p>CONTI-V® STANDARD Multiflex Classical section wrapped V-belts _____ 26 - 31</p>  <p>DIN 2215 Section: 8/- 17/B 25/- 10/Z 20/- 32/D 13/A 22/C 40/E</p>	<p>CONTI-V® MULTIBELT Banded V-belts _____ 42 - 44</p> 

ContiTech

Power Transmission Products

are state of the art products in respect of design and material specification. Ultra-modern manufacturing techniques developed through continuous improvement and tightly controlled quality assurance guidelines ensure all **CONTI®** power transmission products are consistently produced to the highest standard.

ContiTech Power Transmission Belts

are the highest quality products due to:

- the super high level of integrated design work as standard throughout the product range
- the stringent quality assurance system that our production processes adhere to
- the highest levels of process control within our manufacturing areas

ContiTech's Power Transmission Engineers

have the solutions for your transmission problems:

- vast experience of products and applications often operating in difficult environments
- reliable computer assisted drive advice
- fast response time to most driverelated questions
- close ties to front line R&D activities meaning step-change improvements direct to the customer
- continuously updated product range to meet global market demands
- standard range products designed and manufactured to meet the demands of multinational Original Equipment manufacturers

**CONTI-V® STANDARD Ultraflex
CONTI-V® STANDARD Multiflex
CONTI-V® ADVANCE FO-Z**

Matched V-Belt sets **[L=L]** guarantee:

- even load distribution
- smooth operation
- high performance
- cost-effectiveness in multi-groove-pulley drives
- Matched V-belt sets **[L=L]** are available from lengths of 1000 mm upwards
- They are identical in length and can be made up into sets without any further dimensional checks
- **[L=L]** V-belts are precision made by means of the most advanced production process, employing a newly developed stabilizing system. A special feature of **[L=L]** belts is their uniform elasticity, distributing the stress evenly on individual belts, while reducing the overall stretch.

Surcharges for special V-belt Types

- quiet operational requirements (LR) +25%
- restricted length tolerance +20%
- aramid tension member (ZAR) +65%

Non-standard range

* = Non-stock items where production requires a minimum order quantity. Prices for unlisted dimensions and special types are available on request.

Conditions of sale

All sales subject to our standard Conditions of Sale - copies available on request. The prices included in this list are subject to alteration without prior notice and supercede all previous prices.



The **Premium Quality** Logo is the guarantee for:

- even longer service life
- even greater reliability





CONTI® VSM-1/VSM-2 tension gauges

The CONTI® VSM-1/VSM-2 tension gauges are fully electronic measuring devices specially designed for measuring the initial tension of timing belts, multiple V-ribbed belts and V-belts, no matter what the belt's tension member is made of.

The display shows the natural frequency of forced vibrations on the free span length, from which the initial tension in the belt can be easily calculated.

Supplied in a robust plastic case.

Additional features VSM-2:

- Serial interface for connection to PC
- Initial tension data can be logged and processed
- Incorporation in quality assurance process when checking series products

Technical data:

Measuring range: 10 to 500 Hz

Resolution: 1 Hz

L x W x H: approx. 120 x 60 x 25 mm (without sensor)

Sensor: optical sensor at the end of a flexible arm

Article no. 67 79 093 (VSM-1)

Article no. 67 79 090 (VSM-2)



CONTI® V-belt tension gauge

Can be used for:

- CONTI-V® ADVANCE FO-Z heavy-duty cogged raw-edge V-belts
Sections: XPZ, XPA, XPB, XPC
- CONTI-V® STANDARD Ultraflex narrow-section wrapped V-belts
Sections: SPZ, SPA, SPB, SPC
- CONTI-V® STANDARD Multiflex classical-section wrapped V-belts
Sections: 10/Z, 13/A, 17/B, 20/-, 22/C, 25/-, 32/D

Article no. 67 79 004



CONTI® V-belt length gauge

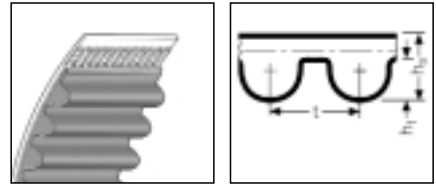
Can be used to determine the exact length of the following drive belts (between 500 and 2600 mm):

- CONTI-V® ADVANCE FO-Z heavy-duty cogged raw-edge V-belts
Sections: XPZ, XPA, XPB, XPC
- CONTI-V® STANDARD Ultraflex narrow-section wrapped V-belts
Sections: SPZ, SPA, SPB, SPC
- CONTI-V® STANDARD Multiflex classical-section wrapped V-belts
Sections: 10/Z, 13/A, 17/B, 20/-, 22/C, 25/-, 32/D

Article no. 67 79 003

CONTI SYNCHROFORCE® CXP III

Heavy-duty timing belts HTD



Features

- Moderately oil-resistant
- Resistant to temperatures from -20 °C up to +100 °C (depending on application)
- Non-ageing and ozone-resistant
- Suitable for tropical climates
- Electrically conductive (antistatic) to ISO 9563

Section	t (mm)	h _s (mm)	h _t (mm)
3M	3	2.40	1.20
5M	5	3.60	2.10
8M	8	5.60	3.40
14M	14	10.00	6.10

Section	t (inch)	h _s (inch)	h _t (inch)
3M	0.12	0.09	0.05
5M	0.20	0.14	0.08
8M	0.31	0.22	0.13
14M	0.55	0.39	0.24

Size designation (example):

HTD 960 - 8M - 50 CXP III

- 960 960 mm (37.80 inch) pitch length
 8M 8 mm (0.31 inch) tooth pitch.
 section HTD
 50 50 mm (1.97 inch) timing belt width
 CXP III version

z: number of teeth

Section 3M

Section	L _p (mm)	L _p (inch)	z
*111 - 3M CXP III	111.00	4.37	37
*117 - 3M CXP III	117.00	4.61	39
*129 - 3M CXP III	129.00	5.08	43
*141 - 3M CXP III	141.00	5.55	47
*144 - 3M CXP III	144.00	5.67	48
150 - 3M CXP III	150.00	5.91	50
1 *156 - 3M CXP III	156.00	6.14	52
*159 - 3M CXP III	159.00	6.26	53
*168 - 3M CXP III	168.00	6.61	56
*174 - 3M CXP III	174.00	6.85	58
*177 - 3M CXP III	177.00	6.97	59
180 - 3M CXP III	180.00	7.09	60
*186 - 3M CXP III	186.00	7.32	62
1 *192 - 3M CXP III	192.00	7.56	64
1 *201 - 3M CXP III	201.00	7.91	67
*204 - 3M CXP III	204.00	8.03	68
*210 - 3M CXP III	210.00	8.27	70
*213 - 3M CXP III	213.00	8.39	71
216 - 3M CXP III	216.00	8.50	72
225 - 3M CXP III	225.00	8.86	75
*240 - 3M CXP III	240.00	9.45	80
246 - 3M CXP III	246.00	9.69	82
*252 - 3M CXP III	252.00	9.92	84
*255 - 3M CXP III	255.00	10.04	85
*267 - 3M CXP III	267.00	10.51	89
1 *285 - 3M CXP III	285.00	11.22	95
1 *294 - 3M CXP III	294.00	11.57	98
*300 - 3M CXP III	300.00	11.81	100
1 *312 - 3M CXP III	312.00	12.28	104
*318 - 3M CXP III	318.00	12.52	106
*336 - 3M CXP III	336.00	13.23	112
*339 - 3M CXP III	339.00	13.35	113
363 - 3M CXP III	363.00	14.29	121
*384 - 3M CXP III	384.00	15.12	128
*390 - 3M CXP III	390.00	15.35	130
1 *393 - 3M CXP III	393.00	15.47	131
*420 - 3M CXP III	420.00	16.54	140
*447 - 3M CXP III	447.00	17.60	149
474 - 3M CXP III	474.00	18.66	158
*480 - 3M CXP III	480.00	18.90	160
1 *486 - 3M CXP III	486.00	19.13	162
*489 - 3M CXP III	489.00	19.25	163
*495 - 3M CXP III	495.00	19.49	165
*501 - 3M CXP III	501.00	19.72	167
*513 - 3M CXP III	513.00	20.20	171
*522 - 3M CXP III	522.00	20.55	174
*525 - 3M CXP III	525.00	20.67	175
*537 - 3M CXP III	537.00	21.14	179

Section 3M

Section	L _p (mm)	L _p (inch)	z
*564 - 3M CXP III	564.00	22.20	188
*570 - 3M CXP III	570.00	22.44	190
1 *597 - 3M CXP III	597.00	23.50	199
1 *600 - 3M CXP III	600.00	23.62	200
*606 - 3M CXP III	606.00	23.86	202
*612 - 3M CXP III	612.00	24.09	204
*633 - 3M CXP III	633.00	24.92	211
*669 - 3M CXP III	669.00	26.34	223
*708 - 3M CXP III	708.00	27.87	236
*711 - 3M CXP III	711.00	27.99	237
*738 - 3M CXP III	738.00	29.06	246
*753 - 3M CXP III	753.00	29.65	251
*822 - 3M CXP III	822.00	32.36	274
*843 - 3M CXP III	843.00	33.19	281
*882 - 3M CXP III	882.00	34.72	294
*945 - 3M CXP III	945.00	37.20	315
*960 - 3M CXP III	960.00	37.80	320
*1041 - 3M CXP III	1041.00	40.98	347
*1068 - 3M CXP III	1068.00	42.05	356
*1071 - 3M CXP III	1071.00	42.17	357
*1125 - 3M CXP III	1125.00	44.29	375
*1176 - 3M CXP III	1176.00	46.30	392
*1245 - 3M CXP III	1245.00	49.02	415
*1569 - 3M CXP III	1569.00	61.77	523

**Standard widths for section 3M: 6(0.24), 9(0.35), 15(0.59) mm(inch)
 or in sleeves with a standard width of 480 mm / 18.90 inch**

- 1 sleeve width
720 mm / 28.35 inch
- * Available on demand

CONTI SYNCHROFORCE® CXP III Heavy-duty timing belts HTD**Section 5M**

Section	L _p (mm)	L _p (inch)	z
225 - 5M CXP III	225.00	8.86	45
265 - 5M CXP III	265.00	10.43	53
275 - 5M CXP III	275.00	10.83	55
295 - 5M CXP III	295.00	11.61	59
300 - 5M CXP III	300.00	11.81	60
330 - 5M CXP III	330.00	12.99	66
350 - 5M CXP III	350.00	13.78	70
375 - 5M CXP III	375.00	14.76	75
400 - 5M CXP III	400.00	15.75	80
425 - 5M CXP III	425.00	16.73	85
450 - 5M CXP III	450.00	17.72	90
460 - 5M CXP III	460.00	18.11	92
475 - 5M CXP III	475.00	18.70	95
500 - 5M CXP III	500.00	19.69	100
525 - 5M CXP III	525.00	20.67	105
535 - 5M CXP III	535.00	21.06	107
550 - 5M CXP III	550.00	21.65	110
565 - 5M CXP III	565.00	22.24	113
600 - 5M CXP III	600.00	23.62	120
615 - 5M CXP III	615.00	24.21	123
620 - 5M CXP III	620.00	24.41	124
630 - 5M CXP III	630.00	24.80	126
635 - 5M CXP III	635.00	25.00	127
665 - 5M CXP III	665.00	26.18	133
700 - 5M CXP III	700.00	27.56	140
710 - 5M CXP III	710.00	27.95	142
740 - 5M CXP III	740.00	29.13	148
755 - 5M CXP III	755.00	29.72	151
800 - 5M CXP III	800.00	31.50	160
835 - 5M CXP III	835.00	32.87	167
840 - 5M CXP III	840.00	33.08	168
860 - 5M CXP III	860.00	33.87	172
890 - 5M CXP III	890.00	35.04	178
900 - 5M CXP III	900.00	35.43	180
925 - 5M CXP III	925.00	36.42	185
*950 - 5M CXP III	950.00	37.40	190
1000 - 5M CXP III	1000.00	39.37	200
1050 - 5M CXP III	1050.00	41.34	210
1125 - 5M CXP III	1125.00	44.29	225
1200 - 5M CXP III	1200.00	47.24	240
1270 - 5M CXP III	1270.00	50.00	254
1500 - 5M CXP III	1500.00	59.06	300
1595 - 5M CXP III	1595.00	62.82	319
1690 - 5M CXP III	1690.00	66.56	338
1790 - 5M CXP III	1790.00	70.50	358
1800 - 5M CXP III	1800.00	70.89	360
1870 - 5M CXP III	1870.00	73.65	374
2000 - 5M CXP III	2000.00	78.77	400
2525 - 5M CXP III	2525.00	99.44	505

**Standard widths for section 5M: 9(0.35), 15(0.59), 25(0.98) mm(inch)
or in sleeves with a standard width of 480 mm / 18.90 inch**

¹ sleeve width
720 mm / 28.35 inch

Section 8M

Section	L _p (mm)	L _p (inch)	z
288 - 8M CXP III	288.00	11.34	36
304 - 8M CXP III	304.00	11.97	38
352 - 8M CXP III	352.00	13.86	44
376 - 8M CXP III	376.00	14.80	47
416 - 8M CXP III	416.00	16.38	52
424 - 8M CXP III	424.00	16.69	53
472 - 8M CXP III	472.00	18.58	59
480 - 8M CXP III	480.00	18.90	60
560 - 8M CXP III	560.00	22.05	70
600 - 8M CXP III	600.00	23.62	75
624 - 8M CXP III	624.00	24.57	78
640 - 8M CXP III	640.00	25.20	80
656 - 8M CXP III	656.00	25.83	82
720 - 8M CXP III	720.00	28.35	90
776 - 8M CXP III	776.00	30.55	97
784 - 8M CXP III	784.00	30.87	98
800 - 8M CXP III	800.00	31.50	100
880 - 8M CXP III	880.00	34.65	110
912 - 8M CXP III	912.00	35.91	114
920 - 8M CXP III	920.00	36.22	115
960 - 8M CXP III	960.00	37.80	120
1040 - 8M CXP III	1040.00	40.94	130
1120 - 8M CXP III	1120.00	44.09	140
1200 - 8M CXP III	1200.00	47.24	150
1280 - 8M CXP III	1280.00	50.39	160
1304 - 8M CXP III	1304.00	51.34	163
1328 - 8M CXP III	1328.00	52.28	166
1360 - 8M CXP III	1360.00	53.54	170
1424 - 8M CXP III	1424.00	56.06	178
1440 - 8M CXP III	1440.00	56.69	180
1600 - 8M CXP III	1600.00	62.99	200
1760 - 8M CXP III	1760.00	69.29	220
1800 - 8M CXP III	1800.00	70.87	225
2000 - 8M CXP III	2000.00	78.74	250
2248 - 8M CXP III	2248.00	88.50	281
2400 - 8M CXP III	2400.00	94.49	300
2800 - 8M CXP III	2800.00	110.24	350
*3008 - 8M CXP III	3008.00	118.43	376
*3408 - 8M CXP III	3408.00	134.17	426
*3808 - 8M CXP III	3808.00	149.92	476

**Standard widths for section 8M: 20(0.79), 30(1.18), 50(1.97), 85(3.35)
mm(inch)) or in sleeves with a standard width of 480 mm / 18.90 inch**

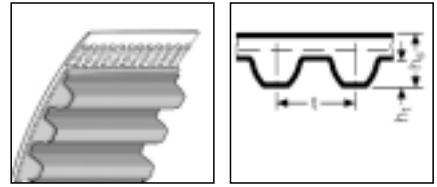
Section 14M

Section	L _p (mm)	L _p (inch)	z
966 - 14M CXP III	966.00	38.03	69
1190 - 14M CXP III	1190.00	46.85	85
1400 - 14M CXP III	1400.00	55.12	100
1610 - 14M CXP III	1610.00	63.39	115
1778 - 14M CXP III	1778.00	70.00	127
1890 - 14M CXP III	1890.00	74.41	135
2100 - 14M CXP III	2100.00	82.68	150
2310 - 14M CXP III	2310.00	90.94	165
2450 - 14M CXP III	2450.00	96.46	175
2590 - 14M CXP III	2590.00	101.97	185
2800 - 14M CXP III	2800.00	110.24	200
3150 - 14M CXP III	3150.00	124.02	225
3500 - 14M CXP III	3500.00	137.80	250
3850 - 14M CXP III	3850.00	151.57	275
4326 - 14M CXP III	4326.00	170.31	309
4578 - 14M CXP III	4578.00	180.24	327

**Standard widths for section 8M: 40(1.57), 55(2.17), 85(3.35), 115(4.53),
170(6.69) mm(inch) or in sleeves with a standard width of
470 mm / 18.51 inch**

CONTI SYNCHROFORCE® CXP III

Heavy-duty timing belts STD



Features

- Moderately oil-resistant
- Resistant to temperatures from -20 °C up to +100 °C (depending on application)
- Non-ageing and ozone-resistant
- Suitable for tropical climates
- Electrically conductive (antistatic) to ISO 9563

Section	t (mm)	h _s (mm)	h _t (mm)
S8M	8	5.30	2.95

Section	t (inch)	h _s (inch)	h _t (inch)
S8M	0.31	0.21	0.12

Size designation (example):

STD 960 - S8M - 50 CXP III

960 960 mm (37.80 inch) pitch length
 8M 8 mm (0.31 inch) tooth pitch, section STD
 50 50 mm (1.97 inch) timing belt width
 CXP III version

z: number of teeth

Section S8M

Section	L _p (mm)	L _p (inch)	z
440 - S8M CXP III	440.00	17.32	55
480 - S8M CXP III	480.00	18.90	60
528 - S8M CXP III	528.00	20.79	66
560 - S8M CXP III	560.00	22.05	70
600 - S8M CXP III	600.00	23.62	75
632 - S8M CXP III	632.00	24.88	79
640 - S8M CXP III	640.00	25.20	80
656 - S8M CXP III	656.00	25.83	82
672 - S8M CXP III	672.00	26.46	84
688 - S8M CXP III	688.00	27.09	86
696 - S8M CXP III	696.00	27.40	87
712 - S8M CXP III	712.00	28.03	89
720 - S8M CXP III	720.00	28.35	90
728 - S8M CXP III	728.00	28.66	91
736 - S8M CXP III	736.00	28.98	92
760 - S8M CXP III	760.00	29.92	95
768 - S8M CXP III	768.00	30.24	96
784 - S8M CXP III	784.00	30.87	98
792 - S8M CXP III	792.00	31.18	99
800 - S8M CXP III	800.00	31.50	100
824 - S8M CXP III	824.00	32.44	103
848 - S8M CXP III	848.00	33.39	106
864 - S8M CXP III	864.00	34.02	108
880 - S8M CXP III	880.00	34.65	110
912 - S8M CXP III	912.00	35.91	114
920 - S8M CXP III	920.00	36.22	115
944 - S8M CXP III	944.00	37.17	118
960 - S8M CXP III	960.00	37.80	120
992 - S8M CXP III	992.00	39.06	124
1000 - S8M CXP III	1000.00	39.37	125
1056 - S8M CXP III	1056.00	41.57	132
1064 - S8M CXP III	1064.00	41.89	133
1072 - S8M CXP III	1072.00	42.20	134
1120 - S8M CXP III	1120.00	44.09	140
1136 - S8M CXP III	1136.00	44.72	142
1160 - S8M CXP III	1160.00	45.67	145
1168 - S8M CXP III	1168.00	45.98	146
1176 - S8M CXP III	1176.00	46.30	147
1184 - S8M CXP III	1184.00	46.61	148
1200 - S8M CXP III	1200.00	47.24	150
1216 - S8M CXP III	1216.00	47.87	152
1240 - S8M CXP III	1240.00	48.82	155
1256 - S8M CXP III	1256.00	49.45	157
1264 - S8M CXP III	1264.00	49.76	158
1280 - S8M CXP III	1280.00	50.39	160
1296 - S8M CXP III	1296.00	51.02	162
1304 - S8M CXP III	1304.00	51.34	163
1312 - S8M CXP III	1312.00	51.65	164

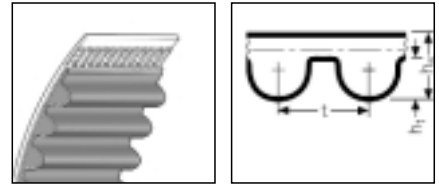
Section S8M

Section	L _p (mm)	L _p (inch)	z
1344 - S8M CXP III	1344.00	52.91	168
1368 - S8M CXP III	1368.00	53.86	171
1400 - S8M CXP III	1400.00	55.12	175
1408 - S8M CXP III	1408.00	55.43	176
1440 - S8M CXP III	1440.00	56.69	180
1480 - S8M CXP III	1480.00	58.27	185
1512 - S8M CXP III	1512.00	59.53	189
1552 - S8M CXP III	1552.00	61.10	194
1600 - S8M CXP III	1600.00	62.99	200
1624 - S8M CXP III	1624.00	63.94	203
1760 - S8M CXP III	1760.00	69.29	220
1776 - S8M CXP III	1776.00	69.92	222
1800 - S8M CXP III	1800.00	70.87	225
1816 - S8M CXP III	1816.00	71.50	227
1912 - S8M CXP III	1912.00	75.28	239
2240 - S8M CXP III	2240.00	88.19	280
2392 - S8M CXP III	2392.00	94.17	299
2800 - S8M CXP III	2800.00	110.24	350
2848 - S8M CXP III	2848.00	112.13	356

Standard widths for section S8M: 20(0.79), 30(1.18), 50(1.97), 85(3.35) mm(inch) or in sleeves with a standard width of 480 mm / 18.90 inch

CONTI SYNCHROFORCE® CXA III

Heavy-duty timing belts HTD



Features

- Moderately oil-resistant
- Resistant to temperatures from -20 °C up to +100 °C (depending on application)
- Non-ageing and ozone-resistant
- Suitable for tropical climates
- Electrically conductive (antistatic) to ISO 9563

Section	t (mm)	h _s (mm)	h _t (mm)
8M	8	5.60	3.40
14M	14	10.00	6.10

Section	t (inch)	h _s (inch)	h _t (inch)
8M	0.31	0.22	0.13
14M	0.55	0.39	0.24

Size designation (example):

HTD 960 - 8M - 50 CXA III

960 960 mm (37.80 inch) pitch length
 8M 8 mm (0.31 inch) tooth pitch, section HTD
 50 50 mm (1.97 inch) timing belt width
 CXA III version

z: number of teeth

Section 8M

Section	L _p (mm)	L _p (inch)	z
*288 - 8M CXA III	288.00	11.34	36
*304 - 8M CXA III	304.00	11.97	38
*352 - 8M CXA III	352.00	13.86	44
376 - 8M CXA III	376.00	14.80	47
*416 - 8M CXA III	416.00	16.38	52
*424 - 8M CXA III	424.00	16.69	53
472 - 8M CXA III	472.00	18.58	59
480 - 8M CXA III	480.00	18.90	60
560 - 8M CXA III	560.00	22.05	70
600 - 8M CXA III	600.00	23.62	75
624 - 8M CXA III	624.00	24.57	78
640 - 8M CXA III	640.00	25.20	80
656 - 8M CXA III	656.00	25.83	82
720 - 8M CXA III	720.00	28.35	90
776 - 8M CXA III	776.00	30.55	97
784 - 8M CXA III	784.00	30.87	98
800 - 8M CXA III	800.00	31.50	100
880 - 8M CXA III	880.00	34.65	110
912 - 8M CXA III	912.00	35.91	114
920 - 8M CXA III	920.00	36.22	115
960 - 8M CXA III	960.00	37.80	120
1040 - 8M CXA III	1040.00	40.94	130
1120 - 8M CXA III	1120.00	44.09	140
1200 - 8M CXA III	1200.00	47.24	150
1280 - 8M CXA III	1280.00	50.39	160
1304 - 8M CXA III	1304.00	51.34	163
1328 - 8M CXA III	1328.00	52.28	166
1360 - 8M CXA III	1360.00	53.54	170
1424 - 8M CXA III	1424.00	56.06	178
1440 - 8M CXA III	1440.00	56.69	180
1600 - 8M CXA III	1600.00	62.99	200
1760 - 8M CXA III	1760.00	69.29	220
1800 - 8M CXA III	1800.00	70.87	225
2000 - 8M CXA III	2000.00	78.74	250
2248 - 8M CXA III	2248.00	88.50	281
2400 - 8M CXA III	2400.00	94.49	300
2800 - 8M CXA III	2800.00	110.24	350
*3008 - 8M CXA III	3008.00	118.43	376
*3408 - 8M CXA III	3408.00	134.17	426
*3808 - 8M CXA III	3808.00	149.92	476

Standard widths for section 8M: 20(0.79), 30(1.18), 50(1.97), 85(3.35) mm(inch) or in sleeves with a standard width of 480 mm / 18.90 inch

Section 14M

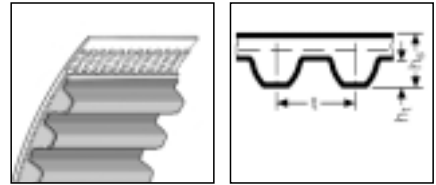
Section	L _p (mm)	L _p (inch)	z
966 - 14M CXA III	966.00	38.03	69
1190 - 14M CXA III	1190.00	46.85	85
1400 - 14M CXA III	1400.00	55.12	100
1610 - 14M CXA III	1610.00	63.39	115
1778 - 14M CXA III	1778.00	70.00	127
1890 - 14M CXA III	1890.00	74.41	135
2100 - 14M CXA III	2100.00	82.68	150
2310 - 14M CXA III	2310.00	90.94	165
2450 - 14M CXA III	2450.00	96.46	175
2590 - 14M CXA III	2590.00	101.97	185
2800 - 14M CXA III	2800.00	110.24	200
3150 - 14M CXA III	3150.00	124.02	225
3500 - 14M CXA III	3500.00	137.80	250
3850 - 14M CXA III	3850.00	151.57	275
4326 - 14M CXA III	4326.00	170.31	309
4578 - 14M CXA III	4578.00	180.24	327

Standard widths for section 14M: 40(1.57), 55(2.17), 85(3.35), 115(4.53), 170(6.69) mm(inch) or in sleeves with a standard width of 470 mm / 18.51 inch

* Available on demand

CONTI SYNCHROFORCE® CXA III

Heavy-duty timing belts STD



Features

- Moderately oil-resistant
- Resistant to temperatures from -20 °C up to +100 °C (depending on application)
- Non-ageing and ozone-resistant
- Suitable for tropical climates
- Electrically conductive (antistatic) to ISO 9563

Section	t (mm)	h _s (mm)	h _t (mm)
S8M	8	5.30	2.95

Section	t (inch)	h _s (inch)	h _t (inch)
S8M	0.31	0.21	0.12

Size designation (example):

STD 960 - S8M - 50 CXA III

- 960 960 mm (37.80 inch) pitch length
- 8M 8 mm (0.31 inch) tooth pitch, section STD
- 50 50 mm (1.97 inch) timing belt width CXA III version

z: number of teeth

Section S8M

Section	L _p (mm)	L _p (inch)	z
*440 - S8M CXA III	440.00	17.32	55
*480 - S8M CXA III	480.00	18.90	60
*528 - S8M CXA III	528.00	20.79	66
*560 - S8M CXA III	560.00	22.05	70
*600 - S8M CXA III	600.00	23.62	75
*632 - S8M CXA III	632.00	24.88	79
*640 - S8M CXA III	640.00	25.20	80
*656 - S8M CXA III	656.00	25.83	82
*672 - S8M CXA III	672.00	26.46	84
*688 - S8M CXA III	688.00	27.09	86
*696 - S8M CXA III	696.00	27.40	87
*712 - S8M CXA III	712.00	28.03	89
*720 - S8M CXA III	720.00	28.35	90
*728 - S8M CXA III	728.00	28.66	91
*736 - S8M CXA III	736.00	28.98	92
*760 - S8M CXA III	760.00	29.92	95
*768 - S8M CXA III	768.00	30.24	96
*784 - S8M CXA III	784.00	30.87	98
*792 - S8M CXA III	792.00	31.18	99
*800 - S8M CXA III	800.00	31.50	100
*824 - S8M CXA III	824.00	32.44	103
*848 - S8M CXA III	848.00	33.39	106
*864 - S8M CXA III	864.00	34.02	108
*880 - S8M CXA III	880.00	34.65	110
*912 - S8M CXA III	912.00	35.91	114
*920 - S8M CXA III	920.00	36.22	115
*944 - S8M CXA III	944.00	37.17	118
*960 - S8M CXA III	960.00	37.80	120
*992 - S8M CXA III	992.00	39.06	124
*1000 - S8M CXA III	1000.00	39.37	125
*1056 - S8M CXA III	1056.00	41.57	132
*1064 - S8M CXA III	1064.00	41.89	133
*1072 - S8M CXA III	1072.00	42.20	134
*1120 - S8M CXA III	1120.00	44.09	140
*1136 - S8M CXA III	1136.00	44.72	142
*1160 - S8M CXA III	1160.00	45.67	145
*1168 - S8M CXA III	1168.00	45.98	146
*1176 - S8M CXA III	1176.00	46.30	147
*1184 - S8M CXA III	1184.00	46.61	148
*1200 - S8M CXA III	1200.00	47.24	150
*1216 - S8M CXA III	1216.00	47.87	152
*1240 - S8M CXA III	1240.00	48.82	155
*1256 - S8M CXA III	1256.00	49.45	157
*1264 - S8M CXA III	1264.00	49.76	158
*1280 - S8M CXA III	1280.00	50.39	160
*1296 - S8M CXA III	1296.00	51.02	162
*1304 - S8M CXA III	1304.00	51.34	163
*1312 - S8M CXA III	1312.00	51.65	164

Section S8M

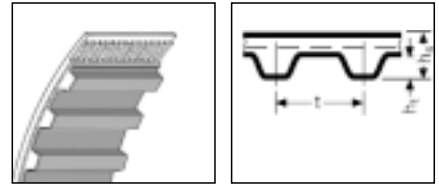
Section	L _p (mm)	L _p (inch)	z
*1344 - S8M CXP III	1344.00	52.91	168
*1368 - S8M CXP III	1368.00	53.86	171
*1400 - S8M CXP III	1400.00	55.12	175
*1408 - S8M CXP III	1408.00	55.43	176
*1440 - S8M CXP III	1440.00	56.69	180
*1480 - S8M CXP III	1480.00	58.27	185
*1512 - S8M CXP III	1512.00	59.53	189
*1552 - S8M CXP III	1552.00	61.10	194
*1600 - S8M CXP III	1600.00	62.99	200
*1624 - S8M CXP III	1624.00	63.94	203
*1760 - S8M CXP III	1760.00	69.29	220
*1776 - S8M CXP III	1776.00	69.92	222
*1800 - S8M CXP III	1800.00	70.87	225
*1816 - S8M CXP III	1816.00	71.50	227
*1912 - S8M CXP III	1912.00	75.28	239
*2240 - S8M CXP III	2240.00	88.19	280
*2392 - S8M CXP III	2392.00	94.17	299
*2800 - S8M CXP III	2800.00	110.24	350
*2848 - S8M CXP III	2848.00	112.13	356

Standard widths for section S8M: 20(0.79), 30(1.18), 50(1.97), 85(3.35) mm(inch) or in sleeves with a standard width of 480 mm / 18.90 inch

* Available on demand

CONTI SYNCHROBELT®

Timing belts, DIN 5296



Features

- Moderately oil-resistant
- Resistant to temperatures from -20 °C up to +100 °C (depending on application)
- Non-ageing and ozone-resistant
- Suitable for tropical climates

Section	t (mm)	t (inch)	h _s (mm)	h _s (inch)	h _t (mm)	h _t (inch)
MXL	2.032	0.08	1.14	0.04	0.51	0.02
XL	5.08	0.2	2.30	0.09	1.27	0.05
L	9.525	0.375	3.60	0.14	1.91	0.08
H	12.7	0.5	4.30	0.17	2.29	0.09
XH	22.225	0.875	11.20	0.44	6.35	0.25

Size designation (example):

300 L 075

300 30 inch (762.0 mm) pitch length
 L 3/8 inch (9.525 mm) tooth pitch
 075 0.75 inch (19.05 mm) timing belt width

z: number of teeth

Section MXL

Section	L _p (mm)	L _p (inch)	z
*43.2 MXL	109.73	4.32	54
44.0 MXL	111.76	4.40	55
44.8 MXL	113.79	4.48	56
46.4 MXL	117.86	4.64	58
48.0 MXL	121.92	4.80	60
*48.8 MXL	123.95	4.88	61
*50.4 MXL	128.02	5.04	63
54.4 MXL	138.18	5.44	68
56.0 MXL	142.24	5.60	70
56.8 MXL	144.27	5.68	71
57.6 MXL	146.30	5.76	72
60.0 MXL	152.40	6.00	75
61.6 MXL	156.46	6.16	77
64.0 MXL	162.56	6.40	80
*65.6 MXL	166.62	6.56	82
67.2 MXL	170.69	6.72	84
*68.0 MXL	172.72	6.80	85
¹ 69.6 MXL	176.78	6.96	87
70.4 MXL	178.82	7.04	88
72.0 MXL	182.88	7.20	90
75.2 MXL	191.01	7.52	94
76.0 MXL	193.04	7.60	95
77.6 MXL	197.10	7.76	97
80.0 MXL	203.20	8.00	100
80.8 MXL	205.23	8.08	101
82.4 MXL	209.30	8.24	103
*84.0 MXL	213.36	8.40	105
84.8 MXL	215.39	8.48	106
88.0 MXL	223.52	8.80	110
89.6 MXL	227.58	8.96	112
90.4 MXL	229.62	9.04	113
91.2 MXL	231.65	9.12	114
94.4 MXL	239.78	9.44	118
96.0 MXL	243.84	9.60	120
97.6 MXL	247.90	9.76	122
98.4 MXL	249.94	9.84	123
100.0 MXL	254.00	10.00	125
100.8 MXL	256.03	10.08	126
*105.6 MXL	268.22	10.56	132
112.0 MXL	284.48	11.20	140
120.0 MXL	304.80	12.00	150
*124.0 MXL	314.96	12.40	155
131.2 MXL	333.25	13.12	164
*132.0 MXL	335.28	13.20	165
132.8 MXL	337.31	13.28	166
136.0 MXL	345.44	13.60	170
140.0 MXL	355.60	14.00	175
144.0 MXL	365.76	14.40	180

Section MXL

Section	L _p (mm)	L _p (inch)	z
147.2 MXL	373.89	14.72	184
*180.0 MXL	457.20	18.00	225
188.8 MXL	479.55	18.88	236
*200.8 MXL	510.03	20.08	251
*238.4 MXL	605.54	23.84	298
277.6 MXL	705.10	27.76	347
*292.0 MXL	741.68	29.20	365
*296.8 MXL	753.87	29.68	371
*297.6 MXL	755.90	29.76	372
*320.0 MXL	812.80	32.00	400
*329.6 MXL	837.18	32.96	412
*347.2 MXL	881.89	34.72	434
*362.4 MXL	920.50	36.24	453
*370.4 MXL	940.82	37.04	463
*398.4 MXL	1011.94	39.84	498
*402.4 MXL	1022.10	40.24	503
*404.0 MXL	1026.16	40.40	505

Standard widths for section MXL: 012 (width 3.18/0.13) 019 (width 4.76/0.19) 025 (width 6.35/0.25) (mm/inch) or in sleeves with a standard width of 480 mm / 18.90 inch

¹ sleeve width
 720 mm / 28.35 inch
 * Available on demand

CONTI SYNCHROBELT® Timing belts, DIN 5296

Section XL			
Section	L _p (mm)	L _p (inch)	z
60 XL	152.40	6.00	30
70 XL	177.80	7.00	35
*76 XL	193.04	7.60	38
80 XL	203.20	8.00	40
*86 XL	218.44	8.60	43
90 XL	228.60	9.00	45
*92 XL	233.68	9.20	46
*94 XL	238.76	9.40	47
96 XL	243.84	9.60	48
100 XL	254.00	10.00	50
102 XL	259.08	10.20	51
106 XL	269.24	10.60	53
*108 XL	274.32	10.80	54
110 XL	279.40	11.00	55
*112 XL	284.48	11.20	56
¹ *114 XL	289.56	11.40	57
*116 XL	294.64	11.60	58
*118 XL	299.72	11.80	59
120 XL	304.80	12.00	60
*124 XL	314.96	12.40	62
*126 XL	320.04	12.60	63
130 XL	330.20	13.00	65
*134 XL	340.36	13.40	67
*136 XL	345.44	13.60	68
*138 XL	350.52	13.80	69
140 XL	355.60	14.00	70
*148 XL	375.92	14.80	74
150 XL	381.00	15.00	75
*156 XL	396.24	15.60	78
160 XL	406.40	16.00	80
*162 XL	411.48	16.20	81
*166 XL	421.64	16.60	83
*168 XL	426.72	16.80	84
170 XL	431.80	17.00	85
*174 XL	441.96	17.40	87
*176 XL	447.04	17.60	88
*178 XL	452.12	17.80	89
180 XL	457.20	18.00	90
*182 XL	462.28	18.20	91
*184 XL	467.36	18.40	92
¹ *188 XL	477.52	18.80	94
190 XL	482.60	19.00	95
*196 XL	497.84	19.60	98
*198 XL	502.92	19.80	99
200 XL	508.00	20.00	100
210 XL	533.40	21.00	105
¹ 220 XL	558.80	22.00	110
230 XL	584.20	23.00	115
*232 XL	589.28	23.20	116
240 XL	609.60	24.00	120
244 XL	619.76	24.40	122
*248 XL	629.92	24.80	124
250 XL	635.00	25.00	125
260 XL	660.40	26.00	130
270 XL	685.80	27.00	135
*272 XL	690.88	27.20	136
*274 XL	695.96	27.40	137
*280 XL	711.20	28.00	140
*286 XL	726.44	28.60	143
*290 XL	736.60	29.00	145
*296 XL	751.84	29.60	148
300 XL	762.00	30.00	150
*306 XL	777.24	30.60	153
316 XL	802.64	31.60	158
*322 XL	817.88	32.20	161
330 XL	838.20	33.00	165
*340 XL	863.60	34.00	170

Section XL			
Section	L _p (mm)	L _p (inch)	z
344 XL	873.76	34.40	172
*350 XL	889.00	35.00	175
380 XL	965.20	38.00	190
*382 XL	970.28	38.20	191
*388 XL	985.52	38.80	194
*392 XL	995.68	39.20	196
*412 XL	1046.48	41.20	206
*414 XL	1051.56	41.40	207
*438 XL	1112.52	43.80	219
*460 XL	1168.40	46.00	230
*498 XL	1264.92	49.80	249
*506 XL	1285.24	50.60	253
*514 XL	1305.56	51.40	257
*580 XL	1473.20	58.00	290
*630 XL	1600.20	63.00	315

Standard widths for section XL: 025 (width 6.35/0.25) 031 (width 7.94/0.31) 037 (width 9.53/0.38) (mm/inch) or in sleeves with a standard width of 480 mm / 18.90 inch

Section L			
Section	L _p (mm)	L _p (inch)	z
124 L	314.96	12.40	33
150 L	381.00	15.00	40
187 L	476.25	18.75	50
210 L	533.40	21.00	56
225 L	571.50	22.50	60
*236 L	600.08	23.63	63
240 L	609.60	24.00	64
*244 L	619.13	24.38	65
255 L	647.70	25.50	68
270 L	685.80	27.00	72
285 L	723.90	28.50	76
300 L	762.00	30.00	80
322 L	819.15	32.25	86
345 L	876.30	34.50	92
367 L	933.45	36.75	98
390 L	990.60	39.00	104
420 L	1066.80	42.00	112
450 L	1143.00	45.00	120
*454 L	1152.53	45.38	121
480 L	1219.20	48.00	128
510 L	1295.40	51.00	136
540 L	1371.60	54.00	144
600 L	1524.00	60.00	160

Standard widths for section L: 050 (width 12.70/0.50) 075 (width 19.05/ 0.75) 100 (width 25.40/1.00) (mm/inch) or in sleeves with a standard width of 480 mm / 18.90 inch

¹ sleeve width
720 mm / 28.35 inch
* Available on demand

CONTI SYNCHROBELT® Timing belts, DIN 5296**Section H**

Section	L _p (mm)	L _p (inch)	z
240 H	609.60	24.00	48
255 H	647.70	25.50	51
270 H	685.80	27.00	54
300 H	762.00	30.00	60
330 H	838.20	33.00	66
*335 H	850.90	33.50	67
360 H	914.40	36.00	72
*370 H	939.80	37.00	74
390 H	990.60	39.00	78
420 H	1066.80	42.00	84
450 H	1143.00	45.00	90
480 H	1219.20	48.00	96
510 H	1295.40	51.00	102
540 H	1371.60	54.00	108
570 H	1447.80	57.00	114
600 H	1524.00	60.00	120
630 H	1600.20	63.00	126
660 H	1676.40	66.00	132
700 H	1778.00	70.00	140
*730 H	1854.20	73.00	146
750 H	1905.00	75.00	150
800 H	2032.00	80.00	160
850 H	2159.00	85.00	170
900 H	2286.00	90.00	180
1000 H	2540.00	100.00	200
1100 H	2794.00	110.00	220
1250 H	3175.00	125.00	250
1400 H	3556.00	140.00	280
1700 H	4318.00	170.00	340

Standard widths for section H: 075 (width 19.05/0.75) 100 (width 25.40/1.00) 150 (width 38.10/1.50) 200 (width 50.80/2.00) 300 (width 76.20/3.00) (mm/inch) or in sleeves with a standard width of 480 mm / 18.90 inch

Section XH

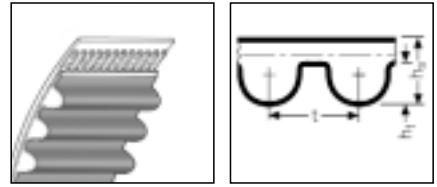
Section	L _p (mm)	L _p (inch)	z
507 XH	1289.05	50.75	58
*534 XH	1356.36	53.40	61
560 XH	1422.40	56.00	64
630 XH	1600.20	63.00	72
700 XH	1778.00	70.00	80
770 XH	1955.80	77.00	88
840 XH	2133.60	84.00	96
980 XH	2489.20	98.00	112
1120 XH	2844.80	112.00	128
1260 XH	3200.40	126.00	144
1400 XH	3556.00	140.00	160
1540 XH	3911.60	154.00	176
1750 XH	4445.00	175.00	200

Standard widths for section XH: 200 (width 50.80/2.00) 300 (width 76.20/3.00) 400 (width 101.60/4.00) 500 (width 127.00/5.00) (mm/inch) or in sleeves with a standard width of 460 mm / 18.11 inch

* Available on demand

CONTI SYNCHROBELT®

Timing belts HTD



Features

- Moderately oil-resistant
- Resistant to temperatures from -20 °C up to +100 °C (depending on application)
- Non-ageing and ozone-resistant
- Suitable for tropical climates

Section	t (mm)	h _s (mm)	h _t (mm)
3M	3	2.40	1.20
5M	5	3.60	2.10
8M	8	5.60	3.40
14M	14	10.00	6.10

Section	t (inch)	h _s (inch)	h _t (inch)
3M	0.12	0.09	0.05
5M	0.20	0.14	0.08
8M	0.31	0.22	0.13
14M	0.55	0.39	0.24

Size designation (example):

HTD 960 - 8M - 50

- 960 960 mm (37.80 inch) pitch length
- 8M 8 mm (0.31 inch) tooth pitch, section HTD
- 50 50 mm (1.97 inch) timing belt width

z: number of teeth

Section 3M

Section	L _p (mm)	L _p (inch)	z
111 - 3M	111.00	4.37	37
*117 - 3M	117.00	4.61	39
129 - 3M	129.00	5.08	43
*141 - 3M	141.00	5.55	47
144 - 3M	144.00	5.67	48
150 - 3M	150.00	5.91	50
¹ *156 - 3M	156.00	6.14	52
159 - 3M	159.00	6.26	53
168 - 3M	168.00	6.61	56
174 - 3M	174.00	6.85	58
177 - 3M	177.00	6.97	59
*180 - 3M	180.00	7.09	60
*186 - 3M	186.00	7.32	62
¹ *192 - 3M	192.00	7.56	64
¹ 201 - 3M	201.00	7.91	67
*204 - 3M	204.00	8.03	68
210 - 3M	210.00	8.27	70
213 - 3M	213.00	8.39	71
216 - 3M	216.00	8.50	72
225 - 3M	225.00	8.86	75
240 - 3M	240.00	9.45	80
*246 - 3M	246.00	9.69	82
252 - 3M	252.00	9.92	84
255 - 3M	255.00	10.04	85
267 - 3M	267.00	10.51	89
¹ *285 - 3M	285.00	11.22	95
¹ *294 - 3M	294.00	11.57	98
300 - 3M	300.00	11.81	100
¹ 312 - 3M	312.00	12.28	104
318 - 3M	318.00	12.52	106
336 - 3M	336.00	13.23	112
339 - 3M	339.00	13.35	113
363 - 3M	363.00	14.29	121
384 - 3M	384.00	15.12	128
390 - 3M	390.00	15.35	130
¹ 393 - 3M	393.00	15.47	131
420 - 3M	420.00	16.54	140
447 - 3M	447.00	17.60	149
474 - 3M	474.00	18.66	158
480 - 3M	480.00	18.90	160
¹ *486 - 3M	486.00	19.13	162
*489 - 3M	489.00	19.25	163
*495 - 3M	495.00	19.49	165
501 - 3M	501.00	19.72	167
513 - 3M	513.00	20.20	171
522 - 3M	522.00	20.55	174
525 - 3M	525.00	20.67	175
537 - 3M	537.00	21.14	179

Section 3M

Section	L _p (mm)	L _p (inch)	z
564 - 3M	564.00	22.20	188
570 - 3M	570.00	22.44	190
¹ *597 - 3M	597.00	23.50	199
¹ *600 - 3M	600.00	23.62	200
606 - 3M	606.00	23.86	202
*612 - 3M	612.00	24.09	204
633 - 3M	633.00	24.92	211
669 - 3M	669.00	26.34	223
708 - 3M	708.00	27.87	236
711 - 3M	711.00	27.99	237
¹ *738 - 3M	738.00	29.06	246
*753 - 3M	753.00	29.65	251
822 - 3M	822.00	32.36	274
*843 - 3M	843.00	33.19	281
882 - 3M	882.00	34.72	294
945 - 3M	945.00	37.20	315
*960 - 3M	960.00	37.80	320
1041 - 3M	1041.00	40.98	347
1068 - 3M	1068.00	42.05	356
1071 - 3M	1071.00	42.17	357
1125 - 3M	1125.00	44.29	375
*1176 - 3M	1176.00	46.30	392
1245 - 3M	1245.00	49.02	415
1569 - 3M	1569.00	61.77	523

Standard widths for section 3M: 6(0.24), 9(0.35), 15(0.59) mm (inch) or in sleeves with a standard width of 480 mm / 18.90 inch

Section 5M

Section	L _p (mm)	L _p (inch)	z
*225 - 5M	225.00	8.86	45
*265 - 5M	265.00	10.43	53
275 - 5M	275.00	10.83	55
*295 - 5M	295.00	11.61	59
300 - 5M	300.00	11.81	60
330 - 5M	330.00	12.99	66
350 - 5M	350.00	13.78	70
375 - 5M	375.00	14.76	75
400 - 5M	400.00	15.75	80
425 - 5M	425.00	16.73	85
450 - 5M	450.00	17.72	90
460 - 5M	460.00	18.11	92
475 - 5M	475.00	18.70	95
500 - 5M	500.00	19.69	100
¹ *525 - 5M	525.00	20.67	105
535 - 5M	535.00	21.06	107
¹ 550 - 5M	550.00	21.65	110
565 - 5M	565.00	22.24	113

¹ sleeve width 720 mm / 28.35 inch

*Available on demand

CONTI SYNCHROBELT® Timing belts HTD

Section 5M

Section	L _p (mm)	L _p (inch)	z
600 - 5M	600.00	23.62	120
615 - 5M	615.00	24.21	123
620 - 5M	620.00	24.41	124
630 - 5M	630.00	24.80	126
635 - 5M	635.00	25.00	127
665 - 5M	665.00	26.18	133
700 - 5M	700.00	27.56	140
710 - 5M	710.00	27.95	142
740 - 5M	740.00	29.13	148
755 - 5M	755.00	29.72	151
800 - 5M	800.00	31.50	160
835 - 5M	835.00	32.87	167
840 - 5M	840.00	33.08	168
860 - 5M	860.00	33.87	172
890 - 5M	890.00	35.04	178
900 - 5M	900.00	35.43	180
925 - 5M	925.00	36.42	185
950 - 5M	950.00	37.40	190
1000 - 5M	1000.00	39.37	200
1050 - 5M	1050.00	41.34	210
1125 - 5M	1125.00	44.29	225
1200 - 5M	1200.00	47.24	240
1270 - 5M	1270.00	50.00	254
1420 - 5M	1420.00	55.91	284
1500 - 5M	1500.00	59.06	300
1595 - 5M	1595.00	62.82	319
1690 - 5M	1690.00	66.56	338
1800 - 5M	1800.00	70.89	360
1870 - 5M	1870.00	73.65	374
2000 - 5M	2000.00	78.77	400
2525 - 5M	2525.00	99.44	505

Standard widths for section 5M: 9(0.35), 15(0.59), 25(0.98) mm (inch)
or in sleeves with a standard width of 480 mm / 18.90 inch

Section 8M

Section	L _p (mm)	L _p (inch)	z
288 - 8M	288.00	11.34	36
304 - 8M	304.00	11.97	38
352 - 8M	352.00	13.86	44
376 - 8M	376.00	14.80	47
416 - 8M	416.00	16.38	52
424 - 8M	424.00	16.69	53
*472 - 8M	472.00	18.58	59
480 - 8M	480.00	18.90	60
560 - 8M	560.00	22.05	70
600 - 8M	600.00	23.62	75
*624 - 8M	624.00	24.57	78
640 - 8M	640.00	25.20	80
656 - 8M	656.00	25.83	82
720 - 8M	720.00	28.35	90
*776 - 8M	776.00	30.55	97
784 - 8M	784.00	30.87	98
800 - 8M	800.00	31.50	100
880 - 8M	880.00	34.65	110
*912 - 8M	912.00	35.91	114
920 - 8M	920.00	36.22	115
960 - 8M	960.00	37.80	120
1040 - 8M	1040.00	40.94	130
1120 - 8M	1120.00	44.09	140
1200 - 8M	1200.00	47.24	150
1280 - 8M	1280.00	50.39	160
1304 - 8M	1304.00	51.34	163
*1328 - 8M	1328.00	52.28	166
1360 - 8M	1360.00	53.54	170
1424 - 8M	1424.00	56.06	178
1440 - 8M	1440.00	56.69	180

² sleeve width 400 mm / 15.75 inch *Available on demand

Section 8M

Section	L _p (mm)	L _p (inch)	z
1600 - 8M	1600.00	62.99	200
1760 - 8M	1760.00	69.29	220
1800 - 8M	1800.00	70.87	225
2000 - 8M	2000.00	78.74	250
2248 - 8M	2248.00	88.50	281
2400 - 8M	2400.00	94.49	300
² *2600 - 8M	2600.00	102.36	325
2800 - 8M	2800.00	110.24	350
*3008 - 8M	3008.00	118.43	376
² *3048 - 8M	3048.00	120.00	381
² *3280 - 8M	3280.00	129.13	410
*3408 - 8M	3408.00	134.17	426
² *3600 - 8M	3600.00	141.73	450
*3808 - 8M	3808.00	149.92	476
² *4400 - 8M	4400.00	173.23	530

Standard widths for section 8M: 20(0.79), 30(1.18), 50(1.97), 85(3.35)
mm(inch) or in sleeves with a standard width of 480 mm / 18.90 inch

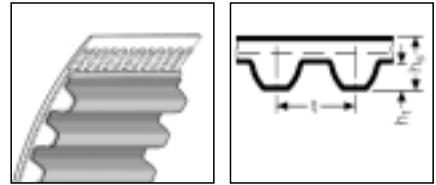
Section 14M

Section	L _p (mm)	L _p (inch)	z
966 - 14M	966.00	38.03	69
1190 - 14M	1190.00	46.85	85
1400 - 14M	1400.00	55.12	100
1610 - 14M	1610.00	63.39	115
1778 - 14M	1778.00	70.00	127
1890 - 14M	1890.00	74.41	135
2100 - 14M	2100.00	82.68	150
2310 - 14M	2310.00	90.94	165
2450 - 14M	2450.00	96.46	175
2590 - 14M	2590.00	101.97	185
2800 - 14M	2800.00	110.24	200
3150 - 14M	3150.00	124.02	225
3500 - 14M	3500.00	137.80	250
3850 - 14M	3850.00	151.57	275
4326 - 14M	4326.00	170.31	309
4578 - 14M	4578.00	180.24	327

Standard widths for section 14M: 40(1.57), 55(2.17), 85(3.35),
115(4.53), 170(6.69) mm(inch) or in sleeves with a standard width
of 470 mm / 18.51 inch

CONTI SYNCHROBELT®

Heavy-duty timing belts STD



Features

- Moderately oil-resistant
- Resistant to temperatures from -20 °C up to +100 °C (depending on application)
- Non-ageing and ozone-resistant
- Suitable for tropical climates

Section	t (mm)	h _s (mm)	h _t (mm)
S8M	8	5.30	2.95

Section	t (inch)	h _s (inch)	h _t (inch)
S8M	0.31	0.21	0.12

Size designation (example):

STD 960 - S8M - 50

- 960 960 mm (37.80 inch) pitch length
- 8M 8 mm (0.31 inch) tooth pitch, section STD
- 50 50 mm (1.97 inch) timing belt width

z: number of teeth

Section S8M

Section	L _p (mm)	L _p (inch)	z
440 - S8M	440.00	17.32	55
480 - S8M	480.00	18.90	60
528 - S8M	528.00	20.79	66
560 - S8M	560.00	22.05	70
600 - S8M	600.00	23.62	75
632 - S8M	632.00	24.88	79
640 - S8M	640.00	25.20	80
656 - S8M	656.00	25.83	82
672 - S8M	672.00	26.46	84
688 - S8M	688.00	27.09	86
696 - S8M	696.00	27.40	87
712 - S8M	712.00	28.03	89
720 - S8M	720.00	28.35	90
728 - S8M	728.00	28.66	91
736 - S8M	736.00	28.98	92
760 - S8M	760.00	29.92	95
768 - S8M	768.00	30.24	96
784 - S8M	784.00	30.87	98
792 - S8M	792.00	31.18	99
800 - S8M	800.00	31.50	100
824 - S8M	824.00	32.44	103
848 - S8M	848.00	33.39	106
864 - S8M	864.00	34.02	108
880 - S8M	880.00	34.65	110
912 - S8M	912.00	35.91	114
920 - S8M	920.00	36.22	115
944 - S8M	944.00	37.17	118
960 - S8M	960.00	37.80	120
992 - S8M	992.00	39.06	124
1000 - S8M	1000.00	39.37	125
1056 - S8M	1056.00	41.57	132
1064 - S8M	1064.00	41.89	133
1072 - S8M	1072.00	42.20	134
1120 - S8M	1120.00	44.09	140
1136 - S8M	1136.00	44.72	142
1160 - S8M	1160.00	45.67	145
1168 - S8M	1168.00	45.98	146
1176 - S8M	1176.00	46.30	147
1184 - S8M	1184.00	46.61	148
1200 - S8M	1200.00	47.24	150
1216 - S8M	1216.00	47.87	152
1240 - S8M	1240.00	48.82	155
1256 - S8M	1256.00	49.45	157
1264 - S8M	1264.00	49.76	158
1280 - S8M	1280.00	50.39	160
1296 - S8M	1296.00	51.02	162
1304 - S8M	1304.00	51.34	163
1312 - S8M	1312.00	51.65	164

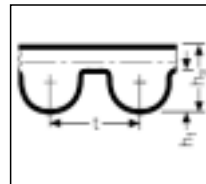

Section S8M

Section	L _p (mm)	L _p (inch)	z
1344 - S8M	1344.00	52.91	168
1368 - S8M	1368.00	53.86	171
1400 - S8M	1400.00	55.12	175
1408 - S8M	1408.00	55.43	176
1440 - S8M	1440.00	56.69	180
1480 - S8M	1480.00	58.27	185
1512 - S8M	1512.00	59.53	189
1552 - S8M	1552.00	61.10	194
1600 - S8M	1600.00	62.99	200
1624 - S8M	1624.00	63.94	203
1760 - S8M	1760.00	69.29	220
1776 - S8M	1776.00	69.92	222
1800 - S8M	1800.00	70.87	225
1816 - S8M	1816.00	71.50	227
1912 - S8M	1912.00	75.28	239
2240 - S8M	2240.00	88.19	280
2392 - S8M	2392.00	94.17	299
2800 - S8M	2800.00	110.24	350
2848 - S8M	2848.00	112.13	356

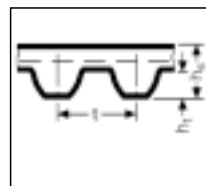
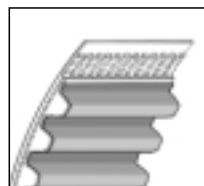
Standard widths for section S8M: 20(0.79), 30(1.18), 50(1.97), 85(3.35) mm(inch) or in sleeves with a standard width of 480 mm / 18.90 inch

CONTI SYNCHROLINE®

Open-ended rubber timing belts HTD



Open-ended rubber timing belts STD



Features

- Very hard wearing
- High tensile strength
- Low noise emission
- Resistant to temperatures from -20 °C up to +100 °C
- Tropicalised, ozone-resistant, moderately oil-resistant
- Weatherproof
- Maintenance-free
- Easy to install

Size	Width (mm)	Width (inch)
HTD 5M	10	0.39
	12	0.47
	15	0.59
	20	

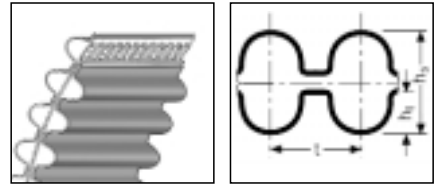
Size	Width (mm)	Width (inch)
HTD 8M	10	0.39
	12	0.47
	15	0.59
	20	

Size	Width (mm)	Width (inch)
STD S8M	10	0.39
	12	0.47
	15	0.59
	20	

Minimum order quantity - please enquire as to respective roll length

CONTI SYNCHROTWIN® CXP III

Heavy-duty double-sided timing belts DHTD



Features

- Moderately oil-resistant
- Resistant to temperatures from -20 °C up to +100 °C (depending on application)
- Non-ageing and ozone-resistant
- Suitable for tropical climates
- Electrically conductive (antistatic)

Section	t (mm)	h _s (mm)	h _t (mm)
D5M	5	5.40	2.10
D8M	8	8.20	3.40
D14M	14	15.20	6.10

Section	t (inch)	h _s (inch)	h _t (inch)
D5M	0.20	0.21	0.08
D8M	0.31	0.32	0.13
D14M	0.55	0.60	0.24

Size designation (example):

DHTD 960 - 8M - 50 CXP III

- D double-sided timing belt
 960 960 mm (37.80 inch) pitch length
 8M 8 mm (0.31 inch) tooth pitch, section HTD
 50 50 mm (1.97 inch) timing belt width
 CXP III version

z: number of teeth

Section D5M

Section	L _p (mm)	L _p (inch)	z
565 - D5M CXP III	565.00	22.24	113
600 - D5M CXP III	600.00	23.62	120
615 - D5M CXP III	615.00	24.21	123
620 - D5M CXP III	620.00	24.41	124
630 - D5M CXP III	630.00	24.80	126
635 - D5M CXP III	635.00	25.00	127
665 - D5M CXP III	665.00	26.18	133
700 - D5M CXP III	700.00	27.56	140
710 - D5M CXP III	710.00	27.95	142
740 - D5M CXP III	740.00	29.13	148
755 - D5M CXP III	755.00	29.72	151
800 - D5M CXP III	800.00	31.50	160
835 - D5M CXP III	835.00	32.87	167
840 - D5M CXP III	840.00	33.08	168
860 - D5M CXP III	860.00	33.87	172
890 - D5M CXP III	890.00	35.04	178
900 - D5M CXP III	900.00	35.43	180
925 - D5M CXP III	925.00	36.42	185
1000 - D5M CXP III	1000.00	39.37	200
1050 - D5M CXP III	1050.00	41.34	210
1125 - D5M CXP III	1125.00	44.29	225
1200 - D5M CXP III	1200.00	47.24	240
1270 - D5M CXP III	1270.00	50.00	254
1420 - D5M CXP III	1420.00	55.91	284
1500 - D5M CXP III	1500.00	59.06	300
1595 - D5M CXP III	1595.00	62.82	319
1690 - D5M CXP III	1690.00	66.56	338
2000 - D5M CXP III	2000.00	78.77	400

Standard widths for section D5M: 9(0.35), 15(0.59), 25(0.98) mm(inch) or in sleeves with a standard width of 430 mm / 16.93 inch

Section D8M

Section	L _p (mm)	L _p (inch)	z
600 - D8M CXP III	600.00	23.62	75
624 - D8M CXP III	624.00	24.57	78
640 - D8M CXP III	640.00	25.20	80
656 - D8M CXP III	656.00	25.83	82
720 - D8M CXP III	720.00	28.35	90
776 - D8M CXP III	776.00	30.55	97
784 - D8M CXP III	784.00	30.87	98
800 - D8M CXP III	800.00	31.50	100
880 - D8M CXP III	880.00	34.65	110
912 - D8M CXP III	912.00	35.91	114
920 - D8M CXP III	920.00	36.22	115
960 - D8M CXP III	960.00	37.80	120
1040 - D8M CXP III	1040.00	40.94	130

Section D8M

Section	L _p (mm)	L _p (inch)	z
1120 - D8M CXP III	1120.00	44.09	140
1200 - D8M CXP III	1200.00	47.24	150
1280 - D8M CXP III	1280.00	50.39	160
1304 - D8M CXP III	1304.00	51.34	163
1328 - D8M CXP III	1328.00	52.28	166
1360 - D8M CXP III	1360.00	53.54	170
1424 - D8M CXP III	1424.00	56.06	178
1440 - D8M CXP III	1440.00	56.69	180
1600 - D8M CXP III	1600.00	62.99	200
1760 - D8M CXP III	1760.00	69.29	220
1800 - D8M CXP III	1800.00	70.87	225
2000 - D8M CXP III	2000.00	78.74	250
*2248 - D8M CXP III	2248.00	88.50	281
*2400 - D8M CXP III	2400.00	94.49	300

Standard widths for section D8M: 20(0.79), 30(1.18), 50(1.97), 85(3.35) mm(inch) or in sleeves with a standard width of 430 mm / 16.93 inch

Section D14M

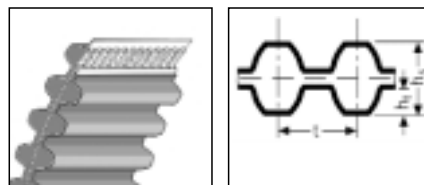
Section	L _p (mm)	L _p (inch)	z
966 - D14M CXP III	966.00	38.03	69
1190 - D14M CXP III	1190.00	46.85	85
1400 - D14M CXP III	1400.00	55.12	100
1610 - D14M CXP III	1610.00	63.39	115
1778 - D14M CXP III	1778.00	70.00	127
1890 - D14M CXP III	1890.00	74.41	135
2100 - D14M CXP III	2100.00	82.68	150
2310 - D14M CXP III	2310.00	90.94	165

Standard widths for section D14M: 40(1.57), 55(2.17), 85(3.35), 115(4.53), 170(6.69) mm(inch) or in sleeves with a standard width of 430 mm / 16.93 inch

* Available on demand

CONTI SYNCHROTWIN® CXP III

Heavy-duty double-sided timing belts DSTD



Features

- Moderately oil-resistant
- Resistant to temperatures from -20 °C up to +100 °C (depending on application)
- Non-ageing and ozone-resistant
- Suitable for tropical climates
- Electrically conductive (antistatic)

Section	t (mm)	h _s (mm)	h _t (mm)
DS8M	8	7.30	3.00

Section	t (inch)	h _s (inch)	h _t (inch)
DS8M	0.31	0.29	0.12

Size designation (example):

DSTD 960 - S8M - 50 CXP III

D double-sided timing belt
 960 960 mm (37.80 inch) pitch length
 8M 8 mm (0.31 inch) tooth pitch, section STD
 50 50 mm (1.97 inch) timing belt width
 CXP III version

z: number of teeth

Section DS8M

Section	L _p (mm)	L _p (inch)	z
*600 - DS8M CXP III	600.00	23.62	75
*632 - DS8M CXP III	632.00	24.88	79
*640 - DS8M CXP III	640.00	25.20	80
*656 - DS8M CXP III	656.00	25.83	82
*672 - DS8M CXP III	672.00	26.46	84
*688 - DS8M CXP III	688.00	27.09	86
*696 - DS8M CXP III	696.00	27.40	87
*712 - DS8M CXP III	712.00	28.03	89
*720 - DS8M CXP III	720.00	28.35	90
*728 - DS8M CXP III	728.00	28.66	91
*736 - DS8M CXP III	736.00	28.98	92
*760 - DS8M CXP III	760.00	29.92	95
*768 - DS8M CXP III	768.00	30.24	96
*784 - DS8M CXP III	784.00	30.87	98
*792 - DS8M CXP III	792.00	31.18	99
*800 - DS8M CXP III	800.00	31.50	100
*824 - DS8M CXP III	824.00	32.44	103
*848 - DS8M CXP III	848.00	33.39	106
*864 - DS8M CXP III	864.00	34.02	108
*880 - DS8M CXP III	880.00	34.65	110
*912 - DS8M CXP III	912.00	35.91	114
*920 - DS8M CXP III	920.00	36.22	115
*944 - DS8M CXP III	944.00	37.17	118
*960 - DS8M CXP III	960.00	37.80	120
*992 - DS8M CXP III	992.00	39.06	124
*1000 - DS8M CXP III	1000.00	39.37	125
*1056 - DS8M CXP III	1056.00	41.57	132
*1064 - DS8M CXP III	1064.00	41.89	133
*1072 - DS8M CXP III	1072.00	42.20	134
*1120 - DS8M CXP III	1120.00	44.09	140
*1136 - DS8M CXP III	1136.00	44.72	142
*1160 - DS8M CXP III	1160.00	45.67	145
*1168 - DS8M CXP III	1168.00	45.98	146
*1176 - DS8M CXP III	1176.00	46.30	147
*1184 - DS8M CXP III	1184.00	46.61	148
*1200 - DS8M CXP III	1200.00	47.24	150
*1216 - DS8M CXP III	1216.00	47.87	152
*1240 - DS8M CXP III	1240.00	48.82	155
*1256 - DS8M CXP III	1256.00	49.45	157
*1264 - DS8M CXP III	1264.00	49.76	158
*1280 - DS8M CXP III	1280.00	50.39	160
*1296 - DS8M CXP III	1296.00	51.02	162
*1304 - DS8M CXP III	1304.00	51.34	163
*1312 - DS8M CXP III	1312.00	51.65	164
*1344 - DS8M CXP III	1344.00	52.91	168
*1368 - DS8M CXP III	1368.00	53.86	171
*1400 - DS8M CXP III	1400.00	55.12	175
*1408 - DS8M CXP III	1408.00	55.43	176

Section DS8M

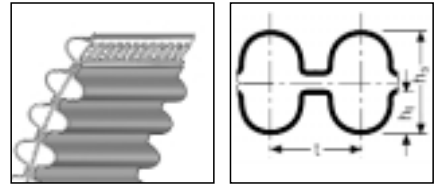
Section	L _p (mm)	L _p (inch)	z
*1440 - DS8M CXP III	1440.00	56.69	180
*1480 - DS8M CXP III	1480.00	58.27	185
*1512 - DS8M CXP III	1512.00	59.53	189
*1552 - DS8M CXP III	1552.00	61.10	194
*1600 - DS8M CXP III	1600.00	62.99	200
*1624 - DS8M CXP III	1624.00	63.94	203
*1760 - DS8M CXP III	1760.00	69.29	220
*1776 - DS8M CXP III	1776.00	69.92	222
*1800 - DS8M CXP III	1800.00	70.87	225
*1816 - DS8M CXP III	1816.00	71.50	227
*1912 - DS8M CXP III	1912.00	75.28	239
*2240 - DS8M CXP III	2240.00	88.19	280
*2392 - DS8M CXP III	2392.00	94.17	299

Standard widths for section DS8M: 20(0.79), 30(1.18), 50(1.97), 85(3.35) mm(inch) or in sleeves with a standard width of 430 mm / 16.93 inch

* Available on demand

CONTI SYNCHROTWIN®

Double-sided timing belts DHTD



Features

- Moderately oil-resistant
- Resistant to temperatures from -20 °C up to +100 °C (depending on application)
- Non-ageing and ozone-resistant
- Suitable for tropical climates

Section	t (mm)	h _s (mm)	h _t (mm)
D5M	5	5.40	2.10
D8M	8	8.20	3.40
D14M	14	15.20	6.10

Section	t (inch)	h _s (inch)	h _t (inch)
D5M	0.20	0.21	0.08
D8M	0.31	0.32	0.13
D14M	0.55	0.60	0.24

Size designation (example):

DHTD 960 - 8M - 50

- D double-sided timing belt
 960 960 mm (37.80 inch) pitch length
 8M 8 mm (0.31 inch) tooth pitch, section HTD
 50 50 mm (1.97 inch) timing belt width

z: number of teeth

Section D5M

Section	L _p (mm)	L _p (inch)	z
565 - D5M	565.00	22.24	113
600 - D5M	600.00	23.62	120
615 - D5M	615.00	24.21	123
620 - D5M	620.00	24.41	124
630 - D5M	630.00	24.80	126
635 - D5M	635.00	25.00	127
665 - D5M	665.00	26.18	133
700 - D5M	700.00	27.56	140
710 - D5M	710.00	27.95	142
740 - D5M	740.00	29.13	148
755 - D5M	755.00	29.72	151
800 - D5M	800.00	31.50	160
835 - D5M	835.00	32.87	167
840 - D5M	840.00	33.08	168
860 - D5M	860.00	33.87	172
890 - D5M	890.00	35.04	178
900 - D5M	900.00	35.43	180
925 - D5M	925.00	36.42	185
1000 - D5M	1000.00	39.37	200
1050 - D5M	1050.00	41.34	210
1125 - D5M	1125.00	44.29	225
1200 - D5M	1200.00	47.24	240
1270 - D5M	1270.00	50.00	254
1420 - D5M	1420.00	55.91	284
1500 - D5M	1500.00	59.06	300
1595 - D5M	1595.00	62.82	319
1690 - D5M	1690.00	66.56	338
2000 - D5M	2000.00	78.77	400

Standard widths for section D5M: 9(0.35), 15(0.59), 25(0.98) mm(inch) or in sleeves with a standard width of 430 mm / 16.93 inch

Section D8M

Section	L _p (mm)	L _p (inch)	z
1120 - D8M	1120.00	44.09	140
1200 - D8M	1200.00	47.24	150
1280 - D8M	1280.00	50.39	160
1304 - D8M	1304.00	51.34	163
1328 - D8M	1328.00	52.28	166
1360 - D8M	1360.00	53.54	170
1424 - D8M	1424.00	56.06	178
1440 - D8M	1440.00	56.69	180
1600 - D8M	1600.00	62.99	200
1760 - D8M	1760.00	69.29	220
1800 - D8M	1800.00	70.87	225
2000 - D8M	2000.00	78.74	250
*2248 - D8M	2248.00	88.50	281
*2400 - D8M	2400.00	94.49	300

Standard widths for section D8M: 20(0.79), 30(1.18), 50(1.97), 85(3.35) mm(inch) or in sleeves with a standard width of 430 mm / 16.93 inch

Section D14M

Section	L _p (mm)	L _p (inch)	z
966 - D14M	966.00	38.03	69
1190 - D14M	1190.00	46.85	85
1400 - D14M	1400.00	55.12	100
1610 - D14M	1610.00	63.39	115
1778 - D14M	1778.00	70.00	127
1890 - D14M	1890.00	74.41	135
2100 - D14M	2100.00	82.68	150
2310 - D14M	2310.00	90.94	165

Standard widths for section D14M: 40(1.57), 55(2.17), 85(3.35), 115(4.53), 170(6.69) mm(inch) or in sleeves with a standard width of 430 mm / 16.93 inch

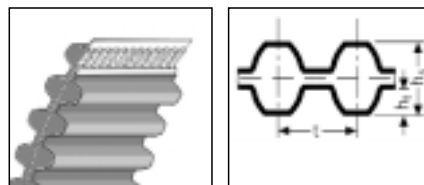
Section D8M

Section	L _p (mm)	L _p (inch)	z
600 - D8M	600.00	23.62	75
624 - D8M	624.00	24.57	78
640 - D8M	640.00	25.20	80
656 - D8M	656.00	25.83	82
720 - D8M	720.00	28.35	90
776 - D8M	776.00	30.55	97
784 - D8M	784.00	30.87	98
800 - D8M	800.00	31.50	100
880 - D8M	880.00	34.65	110
912 - D8M	912.00	35.91	114
920 - D8M	920.00	36.22	115
960 - D8M	960.00	37.80	120
1040 - D8M	1040.00	40.94	130

* Available on demand

CONTI SYNCHROTWIN®

Double-sided timing belts DSTD



Features

- Moderately oil-resistant
- Resistant to temperatures from -20 °C up to +100 °C (depending on application)
- Non-ageing and ozone-resistant
- Suitable for tropical climates
- Electrically conductive (antistatic)

Section	t (mm)	h _s (mm)	h _t (mm)
DS8M	8	7.30	3.00

Section	t (inch)	h _s (inch)	h _t (inch)
DS8M	0.31	0.29	0.12

Size designation (example):

DSTD 960 - S8M - 50

D double-sided timing belt
 960 960 mm (37.80 inch) pitch length
 8M 8 mm (0.31 inch) tooth pitch, section STD
 50 50 mm (1.97 inch) timing belt width

z: number of teeth

Section DS8M

Section	L _p (mm)	L _p (inch)	z
*600 - DS8M	600.00	23.62	75
*632 - DS8M	632.00	24.88	79
*640 - DS8M	640.00	25.20	80
*656 - DS8M	656.00	25.83	82
*672 - DS8M	672.00	26.46	84
*688 - DS8M	688.00	27.09	86
*696 - DS8M	696.00	27.40	87
*712 - DS8M	712.00	28.03	89
*720 - DS8M	720.00	28.35	90
*728 - DS8M	728.00	28.66	91
*736 - DS8M	736.00	28.98	92
*760 - DS8M	760.00	29.92	95
*768 - DS8M	768.00	30.24	96
*784 - DS8M	784.00	30.87	98
*792 - DS8M	792.00	31.18	99
*800 - DS8M	800.00	31.50	100
*824 - DS8M	824.00	32.44	103
*848 - DS8M	848.00	33.39	106
*864 - DS8M	864.00	34.02	108
*880 - DS8M	880.00	34.65	110
*912 - DS8M	912.00	35.91	114
*920 - DS8M	920.00	36.22	115
*944 - DS8M	944.00	37.17	118
*960 - DS8M	960.00	37.80	120
*992 - DS8M	992.00	39.06	124
*1000 - DS8M	1000.00	39.37	125
*1056 - DS8M	1056.00	41.57	132
*1064 - DS8M	1064.00	41.89	133
*1072 - DS8M	1072.00	42.20	134
*1120 - DS8M	1120.00	44.09	140
*1136 - DS8M	1136.00	44.72	142
*1160 - DS8M	1160.00	45.67	145
*1168 - DS8M	1168.00	45.98	146
*1176 - DS8M	1176.00	46.30	147
*1184 - DS8M	1184.00	46.61	148
*1200 - DS8M	1200.00	47.24	150
*1216 - DS8M	1216.00	47.87	152
*1240 - DS8M	1240.00	48.82	155
*1256 - DS8M	1256.00	49.45	157
*1264 - DS8M	1264.00	49.76	158
*1280 - DS8M	1280.00	50.39	160
*1296 - DS8M	1296.00	51.02	162
*1304 - DS8M	1304.00	51.34	163
*1312 - DS8M	1312.00	51.65	164
*1344 - DS8M	1344.00	52.91	168
*1368 - DS8M	1368.00	53.86	171
*1400 - DS8M	1400.00	55.12	175
*1408 - DS8M	1408.00	55.43	176

Section DS8M

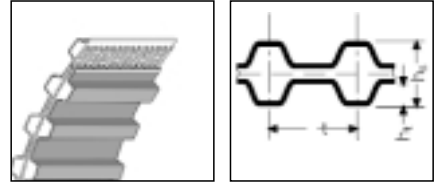
Section	L _p (mm)	L _p (inch)	z
*1440 - DS8M	1440.00	56.69	180
*1480 - DS8M	1480.00	58.27	185
*1512 - DS8M	1512.00	59.53	189
*1552 - DS8M	1552.00	61.10	194
*1600 - DS8M	1600.00	62.99	200
*1624 - DS8M	1624.00	63.94	203
*1760 - DS8M	1760.00	69.29	220
*1776 - DS8M	1776.00	69.92	222
*1800 - DS8M	1800.00	70.87	225
*1816 - DS8M	1816.00	71.50	227
*1912 - DS8M	1912.00	75.28	239
*2240 - DS8M	2240.00	88.19	280
*2392 - DS8M	2392.00	94.17	299

Standard widths for section DS8M: 20(0.79), 30(1.18), 50(1.97), 85(3.35) mm(inch) or in sleeves with a standard width of 430 mm / 16.93 inch

* Available on demand

CONTI SYNCHROTWIN®

Double-sided timing belts DH, DIN 5296



Features

- Moderately oil-resistant
- Resistant to temperatures from -20 °C up to +100 °C (depending on application)
- Non-ageing and ozone-resistant
- Suitable for tropical climates

Section	t (mm)	h _s (mm)	h _t (mm)
DH	12.7	6.00	2.29

Section	t (inch)	h _s (inch)	h _t (inch)
DH	0.50	0.24	0.09

Size designation (example):

300 DH 075

- 300 30 inch (762.00 mm) pitch length
 D double-sided timing belt
 H 1/2 inch (12.7 mm) tooth pitch
 075 0.75 inch (19.05 mm) timing belt width

z: number of teeth

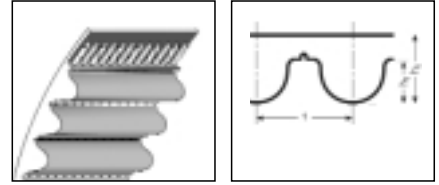
Section DH

Section	L _p (mm)	L _p (inch)	z
270 DH	685.80	27.00	54
300 DH	762.00	30.00	60
330 DH	838.20	33.00	66
335 DH	850.90	33.50	67
360 DH	914.40	36.00	72
370 DH	939.80	37.00	74
390 DH	990.60	39.00	78
420 DH	1066.80	42.00	84
450 DH	1143.00	45.00	90
480 DH	1219.20	48.00	96
510 DH	1295.40	51.00	102
540 DH	1371.60	54.00	108
570 DH	1447.80	57.00	114
600 DH	1524.00	60.00	120
630 DH	1600.20	63.00	126
660 DH	1676.40	66.00	132
700 DH	1778.00	70.00	140
730 DH	1854.20	73.00	146
750 DH	1905.00	75.00	150

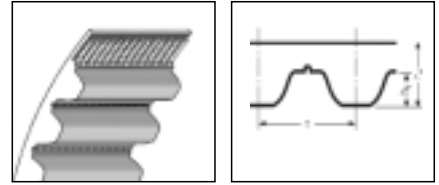
**Standard widths for section DH: 075 (width 19.05/0.75)
 100 (width 25.40/1.00) 150 (width 38.10/1.50) 200 (width 50.80/2.00)
 300 (width 76.20/3.00) (mm/inch) or in sleeves with a standard width
 of 430 mm / 16.93 inch**

CONTI SYNCHRODRIVE®

Open-ended polyurethane timing belts HTD



Open-ended polyurethane timing belts STD



Features

- Oil-resistant
- Petrol and benzene resistant
- Resistant to temperatures from –30 °C up to +80 °C. For operational temperatures outside this range please seek advice from our technical experts.
- Hard-wearing
- Resistant to hydrolysis
- Resistant to UV radiation and ozone
- Maintenance-free

Section	t (mm)	h _s (mm)	h _t (mm)
HTD 3M	3	2.40	1.30
HTD 5M	5	3.60	2.10
HTD 8M	8	5.60	3.40
HTD 14M	14	10.00	6.10
STD S5M	5	3.40	1.90
STD S8M	8	5.20	3.00

Section	t (inch)	h _s (inch)	h _t (inch)
HTD 3M	0.12	0.09	0.04
HTD 5M	0.20	0.14	0.08
HTD 8M	0.31	0.22	0.13
HTD 14M	0.55	0.39	0.24
STD S5M	0.20	0.13	0.07
STD S8M	0.31	0.20	0.12

Size designation (example):

**M 30 - 8M - 50 HP [PAZ] [PAR]
8M - 50 HF -V- 2500/98.42(mm/inch)**

- M 30 Length of the rolls
 8M 8 mm (0.31 inch) tooth pitch
 50 50 mm (1.97 inch) timing belt width
 HP Version HP (high power)
 PAZ Fabric coating on tooth side (optional)
 PAR Fabric coated backing (optional)
 -V- Pre-joined belt
 e.g. with length 2500/98.42 (mm/inch)

Section HTD 3M (HP)

Section	b (mm)	b (inch)
HTD 3M	5.00	0.20
HTD 3M	10.00	0.39
HTD 3M	15.00	0.59
HTD 3M	25.00	0.98
HTD 3M	50.00	1.97

Section STD S5M (HP)

Section	b (mm)	b (inch)
STD S5M	5.00	0.20
STD S5M	10.00	0.39
STD S5M	15.00	0.59
STD S5M	25.00	0.98
STD S5M	50.00	1.97

Section HTD 5M (HP)

Section	b (mm)	b (inch)
HTD 5M	5.00	0.20
HTD 5M	10.00	0.39
HTD 5M	15.00	0.59
HTD 5M	25.00	0.98
HTD 5M	50.00	1.97

Section STD S8M (HP)

Section	b (mm)	b (inch)
STD S8M	10.00	0.39
STD S8M	15.00	0.59
STD S8M	20.00	0.79
STD S8M	30.00	1.18
STD S8M	50.00	1.97
STD S8M	85.00	3.35
STD S8M	100.00	3.94

Section HTD 8M (HP)

Section	b (mm)	b (inch)
HTD 8M	10.00	0.39
HTD 8M	15.00	0.59
HTD 8M	20.00	0.79
HTD 8M	30.00	1.18
HTD 8M	50.00	1.97
HTD 8M	85.00	3.35
HTD 8M	100.00	3.94

Section HTD 14M (HP)

Section	b (mm)	b (inch)
HTD 14M	25.00	0.98
HTD 14M	40.00	1.57
HTD 14M	55.00	2.17
HTD 14M	85.00	3.35
HTD 14M	100.00	3.94
HTD 14M	120.00	4.72

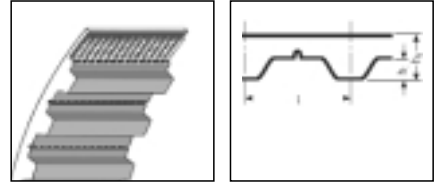
Available tension member versions:

- HP** high power
HF high flexibility
HS high stiffness
XHP extremely high power

Standard roll lengths 30 m. Alternative tension members, belt widths, shorter lengths, fabric coating (PAR/PAZ) as well as pre-joined belts (for lengths > 1000 mm), available on request.

CONTI SYNCHRODRIVE®

Open-ended polyurethane timing belts
XL; L; H



Features

- Oil-resistant
- Petrol and benzene
- Resistant to temperatures from -30 °C up to +80 °C. For operational temperatures outside this range please seek advice from our technical experts.
- Hard-wearing
- Resistant to hydrolysis
- Resistant to UV radiation and ozone
- Maintenance-free

Section	t (mm)	h _s (mm)	h _t (mm)
XL	5.08	2.30	1.27
L	9.525	3.60	1.91
H	12.70	4.30	2.29

Section	t (inch)	h _s (inch)	h _t (inch)
XL	0.2	0.09	0.05
L	0.375	0.14	0.08
H	0.5	0.17	0.09

Size designation (example):

M 30 - L - 100 [PAZ] [PAR]

- M 30 Length of the rolls
 L 9.525 mm (0.375 inch) tooth pitch
 100 25.4 mm (1 inch) timing belt width
 PAZ Fabric coating on tooth side (optional)
 PAR Fabric coated backing (optional)
 -V- Pre-joined belt
 e.g. with length 2500/98.42 (mm/inch)

Section XL Trapezoidal (HF)

Section	b (mm)	b (1/100 inch)
XL 025	6.35	25
XL 037	9.53	37
XL 050	12.70	50
XL 075	19.05	75
XL 100	25.40	100
XL 200	50.80	200

Section L Trapezoidal (HF)

Section	b (mm)	b (1/100 inch)
L 050	12.70	50
L 075	19.05	75
L 100	25.40	100
L 150	38.10	150
L 200	50.80	200

Section H Trapezoidal (HF)

Section	b (mm)	b (1/100 inch)
H 050	12.70	50
H 075	19.05	75
H 100	25.40	100
H 150	38.10	150
H 200	50.80	200

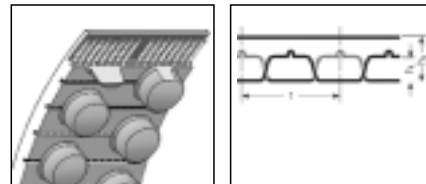
Available tension member versions:

- HP** high power
- HF** high flexibility
- HS** high stiffness
- XHP** extremely high power

Standard roll lengths 30 m. Alternative tension members, belt widths, shorter lengths, fabric coating (PAR/PAZ) as well as pre-joined belts (for lengths > 1000 mm), available on request.

CONTI SYNCHRODRIVE® N 10

Nubbed belts



Features

- Oil-resistant
- Petrol and benzene
- Resistant to temperatures from –30 °C up to +80 °C. For operational temperatures outside this range please seek advice from our technical experts.
- Hard-wearing
- Resistant to hydrolysis
- Resistant to UV radiation and ozone
- Maintenance-free

Section	t (mm)	h _s (mm)	h _t (mm)
N10	10	4.5	2.4

Section	t (inch)	h _s (inch)	h _t (inch)
N10	0.39	0.18	0.10

Size designation (example):

M 30 - N10 – 40 HF
N10 - 40 HF -V- 2500/98.43(mm/inch)

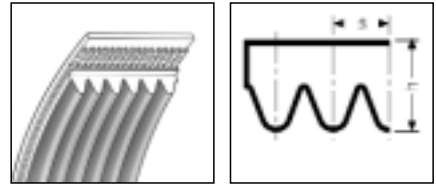
- M 30 Length of the rolls
 N10 10 mm (0.39 inch) nubbed pitch
 40 40 mm (1.57 inch) timing belt width
 HF Version HF (high flexibility)
 PAN Fabric coating on nubbed side (optional)
 PAR Fabric coated backing (optional)
 -V- Pre-joined belt e.g. with length 2500/98.43 (mm/inch)

N10 HF

Section	Version	Width (mm)	Width (inch)
N10 - 10	HF	10	0.39
N10 - 20	HF	20	0.79
N10 - 30	HF	30	1.18
N10 - 40	HF	40	1.57
N10 - 50	HF	50	1.97
N10 - 60	HF	60	2.36
N10 - 70	HF	70	2.76
N10 - 80	HF	80	3.53
N10 - 90	HF	90	3.54
N10 - 100	HF	100	3.94

CONTI-V MULTIRIB® Power, Elast

Multiple V-ribbed belts, DIN 7867



Features (Profile PJ)

- Moderately oil-resistant
- Resistant to temperatures from -30 °C up to +80 °C
- Electrically conductive (antistatic) to ISO 1813
- Suitable for serpentine drives
- Suitable for tropical climates

Features (Profile PK/PL/PM)

- Moderately oil-resistant
- Resistant to temperatures from -30 °C up to +120 °C
- Suitable for serpentine drives
- Suitable for tropical climates

Section	s (mm)	h (mm)
PJ	2.34	3.8

Section	s (inch)	h (inch)
PJ	0.09	0.15

Section	s (mm)	h (mm)
PK	3.56	5.0
PL	4.70	9.0
PM	9.40	14.35

Section	s (inch)	h (inch)
PK	0.14	0.20
PL	0.19	0.35
PM	0.37	0.57

Size designation (example):

6 PJ 1600

- 6 number of ribs
- PJ section designation
- 1600 reference length mm

Section PJ

L _b (mm)	L _b (1/10 inch)	Ribs per sleeve +/-2
356	140	148
381	150	148
406	160	148
432	170	150
457	180	238
483	190	238
508	200	118
559	220	238
584	230	238
610	240	238
660	260	238
686	270	238
711	280	238
737	290	238
762	300	118
787	310	118
813	320	158
838	330	238
864	340	158
889	350	78
914	360	158
965	380	238
991	390	118
1016	400	238
1054	415	118
1092	430	238
1143	450	238
1168	460	158
1194	470	238
1200	472	78
1208	476	78
1219	480	158
1245	490	230
1270	500	238
1295	510	78
1321	520	238
1333	525	78
1372	540	158
1397	550	238
1461	575	78
1473	580	238
1549	610	158
1600	630	238

Section PJ

L _b (mm)	L _b (1/10 inch)	Ribs per sleeve +/-2
1626	640	78
1651	650	158
1702	670	78
1753	690	158
1778	700	78
1854	730	238
1915	754	238
1930	760	158
1956	770	238
1981	780	238
2019	795	78
2083	820	78
2210	870	78
2286	900	78
2337	920	78
2489	980	238

Section PK

L _b (mm)	L _b (1/10 inch)	Ribs per sleeve +/-2
635	250	148
648	255	148
698	275	148
730	287	148
770	303	148
813	320	148
830	327	148
885	348	148
925	364	148
960	378	148
1010	398	148
1035	407	148
1132	446	148
1207	475	148
1246	491	148
1298	511	148
1357	534	148
1420	559	148
1459	575	148
1481	583	148
1521	598	148
1562	615	148
1607	633	148
1630	642	148
1675	659	148
1725	679	148
1815	726	148
1885	742	148
1982	780	148
2031	800	148
2080	819	148
2171	855	148
2225	876	148
2471	972	148
2551	1004	148

Section PH, intermediate lengths and minimum purchase quantities available on request.

Section PL ZAR version available on request in sizes above 1841 mm (72.48 inch) (surcharge +50%), PM ZAR version in sizes above 2286 mm (90.00 inch).

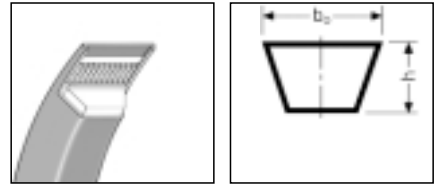
CONTI-V MULTIRIB® Elast for drives with a fixed centre distance are available in the profile PJ upon request.

CONTI-V MULTIRIB® Power, Elast Multiple V-ribbed belts

Section PL			Section PL		
L _b	L _b	Ribs per sleeve	L _b	L _b	Ribs per sleeve
(mm)	(1/10 inch)	+/-	(mm)	(1/10 inch)	+/-
991	390	38	2286	900	40
1041	410	38	2388	940	40
1149	452	38	2515	990	40
1168	460	118	2693	1060	40
1194	470	118	2832	1115	40
1219	480	118	2921	1150	40
1270	500	78	3010	1185	40
1295	510	118	3124	1230	40
1321	520	38	3327	1310	40
1334	525	38	3531	1390	40
1346	530	118	3734	1470	40
1372	540	118	4089	1610	40
1397	550	118	4191	1650	40
1422	560	38	4470	1760	40
1435	565	38	4648	1830	40
1473	580	38	5029	1980	40
1499	590	38	5410	2130	40
1562	615	118	6121	2410	40
1613	635	78	6883	2710	40
1651	650	38	7646	3010	40
1664	655	78	8408	3310	40
1715	675	118	9169	3610	40
1765	695	118	9931	3910	40
1803	710	38	10693	4210	40
1841	725	78	12217	4810	40
1943	765	78	13741	5410	40
1956	770	38	15266	6010	40
1981	780	38	16764	6600	40
2019	795	78			
2070	815	78			
2096	825	38			
2134	840	78			
2195	865	38			
2235	880	78			
2324	915	78			
2362	930	78			
2477	975	78			
2515	990	78			
2705	1065	78			
2745	1080	78			
2845	1120	78			
2895	1140	78			
2921	1150	78			
2997	1180	78			
3085	1215	78			
3124	1230	78			
3289	1295	78			
3327	1310	78			
3492	1375	78			
3696	1455	78			
4051	1595	78			
4191	1650	78			
4318	1700	78			
4470	1760	78			
4622	1820	78			
5029	1980	78			
5385	2120	78			
6096	2400	78			
7055	2778	78			

CONTI-V® STANDARD Multiflex

Classical-section wrapped V-belts, DIN 2215



Features

- Moderately oil-resistant
- Resistant to temperatures from -55 °C up to +70 °C
- Electrically conductive (antistatic) to ISO 1813
- Insensitive to dust
- Suitable for tropical climates

Section	b ₀ (mm)	b ₀ (inch)	h (mm)	h (inch)
8/-	8	0.31	5	0.20
10/Z	10	0.39	6	0.24
13/A	13	0.51	8	0.31
17/B	17	0.67	11	0.43
20/-	20	0.79	12.5	0.49
22/C	22	0.87	14	0.55
25/-	25	0.98	16	0.63
32/D	32	1.26	20	0.79
40/E	40	1.57	25	0.98

L = L from 1000 mm upwards

Bundle sizes

Section	L _i up to	Pieces
8/-	1250	25

Section	L _i up to	Pieces
10/Z	1450	25
	2500	10

Section	L _i up to	Pieces
13/A	1475	25
	2475	10
	5000	5

Section	L _i up to	Pieces
17/B	1470	25
	2450	10
	7000	5

Section	L _i up to	Pieces
20/-	1400	10
	5600	5
	6000	3

Section	L _i up to	Pieces
22/C	1500	10
	5600	5
	8000	3

Section	L _i up to	Pieces
25/-	2800	5
	9000	3

Section	L _i up to	Pieces
32/D	2360	5
	6700	3
	12500	2

Section	L _i up to	Pieces
40/E	8000	2
	11200	1

Section 8/-

Ref.	L _d (mm)	L _d (inch)	L _i (mm)	L _i (inch)	RMA
6533053	549	21.61	530	20.87	
6533056	579	22.80	560	22.05	
6533058	599	23.58	580	22.83	
6533060	619	24.37	600	23.62	
6533063	649	25.55	630	24.80	
6533066	689	27.13	670	26.38	
6533067	699	27.52	680	26.77	
6733070	719	28.31	700	27.56	
6533071	729	28.70	710	27.95	
6533075	769	30.28	750	29.53	
6533076	779	30.67	760	29.92	
6533080	819	32.24	800	31.50	
6533083	849	33.43	830	32.68	
6533085	869	34.21	850	33.46	
6733087	894	35.20	875	34.45	
6533090	919	36.18	900	35.43	
6533095	969	38.15	950	37.40	
6533100	1019	40.12	1000	39.37	
6743235	1039	40.91	1020	40.16	
6733105	1069	42.09	1050	41.34	
6533120	1219	47.99	1200	47.24	
6733125	1269	49.96	1250	49.21	

Section 10/Z

Ref.	L _d (mm)	L _d (inch)	L _i (mm)	L _i (inch)	RMA
6534045	470	18.50	450	17.72	Z 17.75
6534047	495	19.49	475	18.70	Z 18.75
6534050	520	20.47	500	19.69	Z 19.75
6534051	540	21.26	520	20.47	Z 20.5
6534053	550	21.65	530	20.87	Z 21
6534056	580	22.83	560	22.05	Z 22
6534058	595	23.43	575	22.64	Z 22.5
6534060	625	24.61	600	23.62	Z 23.5
6534063	650	25.59	630	24.80	Z 25
6534067	690	27.17	670	26.38	Z 26.5
6534071	730	28.74	710	27.95	Z 28
6534073	750	29.53	730	28.74	Z 28.75
6534075	770	30.31	750	29.53	Z 29.5
6594076	780	30.71	765	30.12	Z 30
6534078	795	31.30	775	30.51	Z 30.5
6534080	820	32.28	800	31.50	Z 31.5
6534082	840	33.07	820	32.28	Z 32.5
6534085	870	34.25	850	33.46	Z 33.5
6594086	890	35.04	865	34.06	Z 34
6534087	900	35.43	875	34.45	Z 34.5
6534090	920	36.22	900	35.43	Z 35.5
6534095	970	38.19	950	37.40	Z 37.5
6534094	995	39.17	980	38.58	Z 38.5
6534100	1020	40.16	1000	39.37	Z 39.5
6794101	1040	40.94	1016	40.00	Z 40
6534103	1050	41.34	1030	40.55	Z 40.5
6794104	1060	41.73	1041	40.98	Z 41
6534106	1080	42.52	1060	41.73	Z 42
6794108	1100	43.31	1080	42.52	Z 42.5
6534111	1120	44.09	1105	43.50	Z 43.5
6534112	1140	44.88	1120	44.09	Z 44
6594115	1170	46.06	1150	45.28	Z 45
6534117	1190	46.85	1170	46.06	Z 46
6534118	1200	47.24	1180	46.46	Z 46.5
6794119	1220	48.03	1194	47.01	Z 47

Intermediate lengths and minimum purchase quantities available on request.

CONTI-V® STANDARD Multiflex Wrapped V-belts

Section 10/Z

Ref.	L _d (mm)	L _d (inch)	L _i (mm)	L _i (inch)	RMA
6794121	1240	48.82	1215	47.83	Z 48
6534124	1250	49.21	1230	48.43	Z 48.5
6534125	1270	50.00	1250	49.21	Z 49
6594127	1290	50.79	1270	50.00	Z 50
6534130	1320	51.97	1300	51.18	Z 51
6534132	1340	52.76	1320	51.97	Z 52
6594135	1370	53.94	1346	52.99	Z 53
6594137	1400	55.12	1371	53.98	Z 54
6534140	1420	55.91	1400	55.12	Z 55
6534145	1470	57.87	1450	57.09	Z 57
6534147	1500	59.06	1475	58.07	Z 58
6534150	1520	59.84	1500	59.06	Z 59
6534153	1550	61.02	1525	60.04	Z 60
6594155	1570	61.81	1550	61.02	Z 61
6534160	1620	63.78	1600	62.99	Z 63
6594163	1650	64.96	1626	64.02	Z 64
6594165	1670	65.75	1651	65.00	Z 65
6534168	1700	66.93	1680	66.14	Z 66
6534170	1720	67.72	1700	66.93	Z 67
6534173	1750	68.90	1730	68.11	Z 68
6594175	1770	69.69	1750	68.90	Z 69
6534178	1800	70.87	1780	70.08	Z 70
6534180	1820	71.65	1800	70.87	Z 71
6534183	1850	72.83	1830	72.05	Z 72
6594185	1870	73.62	1850	72.83	Z 73
6534190	1920	75.59	1900	74.80	Z 75
6594197	2000	78.74	1975	77.76	Z 78
6534200	2020	79.53	2000	78.74	Z 79
6534208	2100	82.68	2080	81.89	Z 82
6534212	2140	84.25	2120	83.46	Z 83.5
6534224	2260	88.98	2240	88.19	Z 88
6594236	2380	93.70	2360	92.91	Z 93
6534250	2520	99.21	2500	98.43	Z 98.5

Section 13/A

Ref.	L _d (mm)	L _d (inch)	L _i (mm)	L _i (inch)	RMA
6535056	590	23.23	560	22.05	A 22
6535058	620	24.41	580	22.83	A 23
6535060	640	25.20	600	23.62	A 24
6535063	660	25.98	630	24.80	A 25
6535066	680	26.77	655	25.79	A 26
6535067	700	27.56	670	26.38	A 26.5
6535069	720	28.35	690	27.17	A 27
6535071	740	29.13	710	27.95	A 28
6535073	760	29.92	730	28.74	A 29
6535075	780	30.71	750	29.53	A 29.5
6790077	790	31.10	767	30.20	A 30
6535078	800	31.50	780	30.71	A 30.5
6535079	810	31.89	787	30.98	A 31
6535080	820	32.28	800	31.50	A 31
6535081	840	33.07	813	32.01	A 32
6535082	850	33.46	825	32.48	A 32.5
6535084	870	34.25	838	32.99	A 33
6535083	875	34.45	850	33.46	A 33.5
6535086	880	34.65	855	33.66	A 34
6535088	890	35.04	875	34.45	A 34.5
6535089	920	36.22	889	35.00	A 35
6535090	930	36.61	900	35.43	A 35.5
6535092	940	37.01	914	35.98	A 36
6535093	950	37.40	925	36.42	A 36.5
6535095	970	38.19	950	37.40	A 37.5
6535096	990	38.98	965	37.99	A 38
6535094	1005	39.57	975	38.39	A 38.5
6535100	1020	40.16	1000	39.37	A 39.5
6535102	1050	41.34	1016	40.00	A 40
6735103	1060	41.73	1030	40.55	A 40.5
6535104	1070	42.13	1041	40.98	A 41
6535106	1090	42.91	1060	41.73	A 42

Section 13/A

Ref.	L _d (mm)	L _d (inch)	L _i (mm)	L _i (inch)	RMA
6790107	1105	43.50	1075	42.32	A 42.5
6535109	1130	44.49	1090	42.91	A 43
6535111	1135	44.69	1105	43.50	A 43.5
6535112	1150	45.28	1120	44.09	A 44
6535114	1175	46.26	1143	45.00	A 45
6535117	1200	47.24	1168	45.98	A 46
6535118	1210	47.64	1180	46.46	A 46.5
6535120	1230	48.43	1200	47.24	A 47
6535122	1250	49.21	1220	48.03	A 48
6535125	1280	50.39	1250	49.21	A 49
6535127	1300	51.18	1270	50.00	A 50
6535130	1330	52.36	1300	51.18	A 51
6535132	1360	53.54	1320	51.97	A 52
6535135	1380	54.33	1346	52.99	A 53
6535137	1410	55.51	1372	54.02	A 54
6535140	1430	56.30	1400	55.12	A 55
6535142	1460	57.48	1422	55.98	A 56
6535145	1480	58.27	1448	57.01	A 57
6535148	1510	59.45	1475	58.07	A 58
6535150	1530	60.24	1500	59.06	A 59
6535153	1550	61.02	1525	60.04	A 60
6535155	1580	62.20	1550	61.02	A 61
6535158	1610	63.39	1575	62.01	A 62
6535160	1640	64.57	1600	62.99	A 63
6535163	1660	65.35	1625	63.98	A 64
6535165	1690	66.54	1651	65.00	A 65
6535168	1710	67.32	1676	65.98	A 66
6535170	1740	68.50	1700	66.93	A 67
6535173	1760	69.29	1725	67.91	A 68
6535175	1780	70.08	1750	68.90	A 69
6535178	1810	71.26	1780	70.08	A 70
6535180	1840	72.44	1800	70.87	A 71
6590182	1860	73.23	1825	71.85	A 72
6535185	1890	74.41	1854	72.99	A 73
6590188	1920	75.59	1880	74.02	A 74
6535190	1930	75.98	1900	74.80	A 75
6590193	1960	77.17	1930	75.98	A 76
6590196	1990	78.35	1956	77.01	A 77
6535197	2010	79.13	1980	77.95	A 78
6535200	2050	80.71	2000	78.74	A 79
6535201	2060	81.10	2010	79.13	A 79.5
6535203	2070	81.50	2030	79.92	A 80
6535204	2080	81.89	2040	80.31	A 80.5
6535206	2090	82.28	2057	80.98	A 81
6535208	2110	83.07	2083	82.01	A 82
6535210	2140	84.25	2100	82.68	A 83
6535212	2150	84.65	2120	83.46	A 83.5
6590213	2160	85.04	2134	84.02	A 84
6535215	2200	86.61	2150	84.65	A 85
6535218	2220	87.40	2184	85.98	A 86
6535220	2240	88.19	2200	86.61	A 87
6535224	2270	89.37	2240	88.19	A 88
6590226	2290	90.16	2261	89.02	A 89
6535229	2320	91.34	2285	89.96	A 90
6590231	2340	92.13	2311	90.98	A 91
6590234	2370	93.31	2337	92.01	A 92
6535236	2400	94.49	2360	92.91	A 93
6590239	2420	95.28	2388	94.02	A 94
6590241	2450	96.46	2413	95.00	A 95
6535244	2480	97.64	2435	95.87	A 96
6535248	2500	98.43	2475	97.44	A 97
6535250	2530	99.61	2500	98.43	A 98
6535254	2570	101.18	2540	100.00	A 100
6590259	2620	103.15	2591	102.01	A 102
6515265	2680	105.51	2650	104.33	A 104
6590267	2700	106.30	2667	105.00	A 105
6515273	2760	108.66	2730	107.48	A 107
6590274	2770	109.05	2743	107.99	A 108

CONTI-V® STANDARD Multiflex Wrapped V-belts

Section 13/A

Ref.	L _d (mm)	L _d (inch)	L _i (mm)	L _i (inch)	RMA
6515280	2830	111.42	2800	110.24	A 110
6515284	2880	113.39	2840	111.81	A 112
6590295	2980	117.32	2946	115.98	A 116
6515300	3030	119.29	3000	118.11	A 118
6515305	3080	121.26	3050	120.08	A 120
6515315	3190	125.59	3150	124.02	A 124
6515325	3290	129.53	3250	127.95	A 128
6590330	3330	131.10	3302	130.00	A 130
6515335	3390	133.46	3350	131.89	A 132
6590340	3440	135.43	3404	134.02	A 134
6590345	3490	137.40	3454	135.98	A 136
6515355	3590	141.34	3550	139.76	A 140
6515365	3690	145.28	3650	143.70	A 144
6590375	3790	149.21	3750	147.64	A 148
6590389	3920	154.33	3886	152.99	A 153
6590391	3940	155.12	3912	154.02	A 154
6515400	4040	159.05	4000	157.48	A 158
6590425	4270	168.11	4250	167.32	A 167
6590447	4500	177.17	4470	175.98	A 176
6590475	4780	188.19	4750	187.01	A 187
6790500	5030	198.03	5000	196.85	A 197

Section 17/B

Ref.	L _d (mm)	L _d (inch)	L _i (mm)	L _i (inch)	RMA
6536142	1460	57.48	1422	55.98	B 56
6536145	1490	58.66	1450	57.09	B 57
6536147	1510	59.45	1470	57.87	B 58
6536150	1540	60.63	1500	59.06	B 59
6536152	1560	61.42	1525	60.04	B 60
6536155	1590	62.60	1550	61.02	B 61
6536158	1620	63.78	1575	62.01	B 62
6536160	1640	64.57	1600	62.99	B 63
6536163	1670	65.75	1625	63.98	B 64
6536165	1690	66.54	1650	64.96	B 65
6536168	1720	67.72	1676	65.98	B 66
6536170	1740	68.50	1700	66.93	B 67
6536173	1760	69.29	1725	67.91	B 68
6536175	1790	70.47	1750	68.90	B 69
6536176	1800	70.87	1761	69.33	B 69,5
6591178	1820	71.65	1775	69.88	B 70
6536180	1850	72.83	1800	70.87	B 71
6591183	1870	73.62	1829	72.01	B 72
6536185	1900	74.80	1850	72.83	B 73
6591188	1920	75.59	1880	74.02	B 74
6536190	1950	76.77	1900	74.80	B 75
6591193	1970	77.56	1930	75.98	B 76
6536195	2000	78.74	1950	76.77	B 77
6536197	2020	79.53	1981	77.99	B 78
6536200	2050	80.71	2000	78.74	B 79
6536203	2070	81.50	2030	79.92	B 80
6536206	2100	82.68	2060	81.10	B 81
6536208	2130	83.86	2083	82.01	B 82
6536211	2150	84.65	2108	82.99	B 83
6536212	2160	85.04	2120	83.46	B 83.5
6591213	2180	85.83	2134	84.02	B 84
6536216	2200	86.61	2160	85.04	B 85
6536218	2230	87.80	2184	85.98	B 86
6536220	2250	88.58	2200	86.61	B 86.5
6536224	2280	89.76	2240	88.19	B 88
6591226	2300	90.55	2261	89.02	B 89
6536229	2330	91.73	2286	90.00	B 90
6536230	2350	92.52	2300	90.55	B 91
6591234	2380	93.70	2337	92.01	B 92
6536236	2400	94.49	2360	92.91	B 93
6436000	2430	95.67	2388	94.02	B 94
6536240	2440	96.06	2400	94.49	B 94.5
6436000	2460	96.85	2413	95.00	B 95
6536245	2480	97.64	2450	96.46	B 96.5
6536247	2500	98.43	2465	97.05	B 97
6536250	2530	99.61	2500	98.43	B 98
6591251	2560	100.79	2515	99.02	B 99
6536254	2580	101.57	2540	100.00	B 100
6591256	2610	102.76	2565	100.98	B 101
6591260	2630	103.54	2600	102.36	B 102
6591262	2660	104.72	2616	102.99	B 103
6516265	2680	105.51	2650	104.33	B 104
6516267	2700	106.30	2667	105.00	B 105
6516270	2730	107.48	2700	106.30	B 106
6591275	2790	109.84	2750	108.27	B 108
6591277	2810	110.63	2769	109.02	B 109
6516280	2840	111.81	2800	110.24	B 110
6591282	2860	112.60	2820	111.02	B 111
6516284	2890	113.78	2840	111.81	B 112
6516290	2940	115.75	2900	114.17	B 114
6591292	2960	116.54	2921	115.00	B 115
6516295	2990	117.72	2950	116.14	B 116
6516300	3040	119.68	3000	118.11	B 118
6516305	3090	121.65	3050	120.08	B 120
6591310	3140	123.62	3100	122.05	B 122
6516315	3200	125.98	3150	124.02	B 124
6591317	3220	126.77	3175	125.00	B 125
6591320	3240	127.56	3200	125.98	B 126

Section 17/B

Ref.	L _d (mm)	L _d (inch)	L _i (mm)	L _i (inch)	RMA
6536061	655	25.79	615	24.21	B 24
6736065	690	27.17	650	25.59	B 25.5
6536067	710	27.95	670	26.38	B 26.5
6791069	725	28.54	686	27.01	B 27
6536071	750	29.53	710	27.95	B 28
6536072	765	30.12	725	28.54	B 28.5
6536075	790	31.10	750	29.53	B 29.5
6536076	800	31.50	762	30.00	B 30
6536078	815	32.09	775	30.51	B 30.5
6536080	830	32.68	800	31.50	B 31.5
6536083	865	34.06	825	32.48	B 32.5
6736084	880	34.65	838	32.99	B 33
6536086	890	35.04	850	33.46	B 33.5
6536088	910	35.83	875	34.45	B 34.5
6536089	930	36.61	889	35.00	B 35
6536090	940	37.01	900	35.43	B 35.5
6536092	960	37.80	925	36.42	B 36.5
6536094	980	38.58	950	37.40	B 37.5
6536095	1000	39.37	965	37.99	B 38
6536096	1015	39.96	975	38.39	B 38.5
6536100	1040	40.94	1000	39.37	B 39.5
6536102	1060	41.73	1017	40.04	B 40
6536103	1070	42.13	1030	40.55	B 40.5
6736104	1080	42.52	1040	40.94	B 41
6736105	1090	42.91	1050	41.34	B 41.5
6536106	1100	43.31	1060	41.73	B 42
6536108	1115	43.90	1075	42.32	B 42.5
6536109	1130	44.49	1090	42.91	B 43
6536112	1160	45.67	1120	44.09	B 44
6536115	1180	46.46	1150	45.28	B 45
6536116	1210	47.64	1175	46.26	B 46
6536117	1220	48.03	1180	46.46	B 46.5
6536120	1240	48.82	1200	47.24	B 47
6536122	1250	49.21	1215	47.83	B 47.5
6536124	1260	49.61	1225	48.23	B 48
6536125	1290	50.79	1250	49.21	B 49
6736127	1310	51.57	1270	50.00	B 50
6536170	1340	52.76	1300	51.18	B 51
6536132	1360	53.54	1320	51.97	B 52
6736133	1375	54.13	1335	52.56	B 52.5
6536135	1390	54.72	1350	53.15	B 53
6736136	1400	55.12	1360	53.54	B 53.5
6536137	1410	55.51	1372	54.02	B 54
6536140	1440	56.69	1400	55.12	B 55

CONTI-V® STANDARD Multiflex Wrapped V-belts

Section 17/B

Ref.	L _d (mm)	L _d (inch)	L _i (mm)	L _i (inch)	RMA
6516325	3290	129.53	3250	127.95	B 128
6591330	3350	131.89	3302	130.00	B 130
6516335	3400	133.86	3350	131.89	B 132
6591338	3420	134.65	3378	132.99	B 133
6591340	3450	135.83	3404	134.02	B 134
6516345	3500	137.80	3450	135.83	B 136
6591350	3550	139.76	3505	137.99	B 138
6516355	3600	141.73	3550	139.76	B 140
6791358	3620	142.52	3581	140.98	B 141
6591360	3650	143.70	3600	141.73	B 142
6516366	3700	145.67	3658	144.02	B 144
6591370	3740	147.24	3700	145.67	B 146
6516375	3800	149.61	3750	147.64	B 148
6591381	3850	151.57	3810	150.00	B 150
6591385	3890	153.15	3850	151.57	B 151.5
6591386	3900	153.54	3861	152.01	B 152
6591391	3950	155.51	3912	154.02	B 154
6591395	3990	157.09	3950	155.51	B 156
6516400	4060	159.84	4000	157.48	B 158
6591411	4160	163.78	4115	162.01	B 162
6591417	4210	165.75	4166	164.02	B 164
6516420	4250	167.32	4200	165.35	B 165
6516425	4300	169.29	4250	167.32	B 167
6591427	4310	169.68	4267	167.99	B 168
6591432	4360	171.65	4318	170.00	B 170
6516439	4430	174.41	4394	172.99	B 173
6591445	4500	177.17	4450	175.20	B 175
6516450	4540	178.74	4500	177.17	B 177
6716457	4610	181.50	4572	180.00	B 180
6791470	4740	186.61	4699	185.00	B 185
6716475	4790	188.58	4750	187.01	B 187
6791488	4920	193.70	4877	192.01	B 192
6791495	5000	196.85	4953	195.00	B 195
6756050	5040	198.42	5000	196.85	B 197
6756065	5140	202.36	5100	200.79	B 200
6756053	5340	210.24	5300	208.66	B 209
6791054	5370	211.42	5334	210.00	B 210
6756055	5540	218.11	5500	216.54	B 217
6756056	5640	222.05	5600	220.47	B 220
6791058	5780	227.56	5740	225.98	B 226
6756060	6040	237.80	6000	236.22	B 236
6791061	6070	238.98	6045	237.99	B 238
6756069	6140	241.73	6096	240.00	B 240
6756063	6340	249.61	6300	248.03	B 248
6791065	6540	257.48	6500	255.91	B 256
6756067	6750	265.75	6700	263.78	B 264
6791070	7050	277.56	7000	275.59	B 276
6756071	7150	281.50	7100	279.53	B 280
6756066	8430	331.89	8382	330.00	B 330
6756068	8810	346.85	8763	345.00	B 345

Section 20/-

Ref.	L _d (mm)	L _d (inch)	L _i (mm)	L _i (inch)	RMA
6741090	948	37.32	900	35.43	
6741101	1048	41.26	1000	39.37	
6741106	1108	43.62	1060	41.73	
6741112	1168	45.98	1120	44.09	
6741118	1228	48.35	1180	46.46	
6741121	1263	49.72	1215	47.83	
6741125	1298	51.10	1250	49.21	
6741128	1323	52.09	1275	50.20	
6741132	1368	53.86	1320	51.97	
6741140	1448	57.01	1400	55.12	
6741145	1498	58.98	1450	57.09	
6741150	1548	60.94	1500	59.06	
6741160	1648	64.88	1600	62.99	
6741166	1708	67.24	1660	65.35	
6741171	1748	68.82	1700	66.93	

Section 20/-

Ref.	L _d (mm)	L _d (inch)	L _i (mm)	L _i (inch)	RMA
6741190	1948	76.69	1900	74.80	
6741195	1998	78.66	1950	76.77	
6741200	2048	80.63	2000	78.74	
6741206	2108	82.99	2060	81.10	
6741212	2168	85.35	2120	83.46	
6741224	2308	90.87	2240	88.19	
6741236	2408	94.80	2360	92.91	
6741250	2548	100.31	2500	98.43	
6741265	2698	106.22	2650	104.33	
6721280	2848	112.13	2800	110.24	
6721300	3048	120.00	3000	118.11	
6721315	3198	125.91	3150	124.02	
6721335	3398	133.78	3350	131.89	
6721355	3598	141.65	3550	139.76	
6721375	3798	149.53	3750	147.64	
6721400	4048	159.37	4000	157.48	
6721425	4298	169.21	4250	167.32	
6721450	4548	179.06	4500	177.17	
6761050	5048	198.74	5000	196.85	
6761053	5348	210.55	5300	208.66	
6761055	5548	218.43	5500	216.54	
6761056	5648	222.36	5600	220.47	
6761060	6048	238.11	6000	236.22	
6761071	7148	281.42	7100	279.53	
6761080	8048	316.85	8000	314.96	

Section 22/C

Ref.	L _d (mm)	L _d (inch)	L _i (mm)	L _i (inch)	RMA
6742109	1150	45.28	1090	42.91	C 43
6792120	1260	49.61	1200	47.24	C 47
6742122	1275	50.20	1220	48.03	C 48
6742125	1300	51.18	1250	49.21	C 49
6792127	1320	51.97	1270	50.00	C 50
6742129	1350	53.15	1295	50.98	C 51
6742132	1380	54.33	1320	51.97	C 52
6742135	1410	55.51	1350	53.15	C 53
6742140	1450	57.09	1400	55.12	C 55
6792142	1480	58.27	1425	56.10	C 56
6792145	1510	59.45	1450	57.09	C 57
6792147	1530	60.24	1475	58.07	C 58
6742150	1560	61.42	1500	59.06	C 59
6742151	1580	62.20	1524	60.00	C 60
6742155	1600	62.99	1550	61.02	C 61
6742160	1650	64.96	1600	62.99	C 63
6422000	1680	66.14	1625	63.98	C 64
6792165	1700	66.93	1650	64.96	C 65
6792168	1730	68.11	1676	65.98	C 66
6742170	1760	69.29	1700	66.93	C 67
6742173	1780	70.08	1727	67.99	C 68
6792175	1810	71.26	1750	68.90	C 69
6792178	1830	72.05	1778	70.00	C 70
6742180	1860	73.23	1800	70.87	C 71
6792183	1880	74.02	1829	72.01	C 72
6792185	1910	75.20	1854	72.99	C 73
6792188	1940	76.38	1880	74.02	C 74
6742190	1950	76.77	1900	74.80	C 75
6792193	1980	77.95	1930	75.98	C 76
6792196	2010	79.13	1956	77.01	C 77
6792197	2030	79.92	1981	77.99	C 78
6742200	2060	81.10	2000	78.74	C 79
6792203	2090	82.28	2032	80.00	C 80
6742206	2110	83.07	2057	80.98	C 81
6742212	2180	85.83	2120	83.46	C 83.5
6792213	2190	86.22	2135	84.06	C 84
6742216	2200	86.61	2159	85.00	C 85
6792218	2240	88.19	2184	85.98	C 86
6742224	2300	90.55	2240	88.19	C 88
6792226	2320	91.34	2261	89.02	C 89

CONTI-V® STANDARD Multiflex Wrapped V-belts

Section 22/C

Ref.	L _d (mm)	L _d (inch)	L _i (mm)	L _i (inch)	RMA
6742229	2340	92.13	2286	90.00	C 90
6742236	2420	95.28	2360	92.91	C 93
6792239	2440	96.06	2388	94.02	C 94
6792241	2470	97.24	2413	95.00	C 95
6792244	2490	98.03	2438	95.98	C 96
6742245	2510	98.82	2450	96.46	C 96.5
6792246	2520	99.21	2464	97.01	C 97
6742250	2550	100.39	2500	98.43	C 98
6792252	2570	101.18	2525	99.41	C 99
6792254	2600	102.36	2540	100.00	C 100
6742256	2620	103.15	2560	100.79	C 101
6792259	2650	104.33	2591	102.01	C 102
6792262	2670	105.12	2616	102.99	C 103
6792264	2700	106.30	2642	104.02	C 104
6722267	2720	107.09	2670	105.12	C 105
6722268	2740	107.87	2685	105.71	C 106
6792275	2800	110.24	2750	108.27	C 108
6722280	2850	112.20	2800	110.24	C 110
6792282	2880	113.39	2819	110.98	C 111
6722284	2900	114.17	2840	111.81	C 112
6722290	2950	116.14	2900	114.17	C 114
6792295	3000	118.11	2950	116.14	C 116
6722297	3030	119.29	2965	116.73	C 117
6722300	3050	120.08	3000	118.11	C 118
6792303	3080	121.26	3030	119.29	C 119
6722305	3100	122.05	3050	120.08	C 120
6792310	3150	124.02	3099	122.01	C 122
6722315	3210	126.38	3150	124.02	C 124
6792320	3260	128.35	3200	125.98	C 126
6722325	3310	130.31	3250	127.95	C 128
6792330	3360	132.28	3302	130.00	C 130
6722335	3410	134.25	3350	131.89	C 132
6792340	3460	136.22	3404	134.02	C 134
6722346	3520	138.58	3454	135.98	C 136
6792350	3560	140.16	3505	137.99	C 138
6722355	3610	142.13	3550	139.76	C 140
6792361	3660	144.09	3607	142.01	C 142
6722366	3710	146.06	3658	144.02	C 144
6792370	3760	148.03	3700	145.67	C 146
6722375	3820	150.39	3750	147.64	C 148
6792385	3920	154.33	3850	151.57	C 152
6792391	3960	155.91	3912	154.02	C 154
6722400	4060	159.84	4000	157.48	C 158
6722402	4080	160.63	4020	158.27	C 158.5
6792406	4120	162.20	4064	160.00	C 160
6722412	4170	164.17	4115	162.01	C 162
6792422	4270	168.11	4216	165.98	C 166
6792425	4300	169.29	4250	167.32	C 167
6722439	4450	175.20	4390	172.83	C 173
6722450	4550	179.13	4500	177.17	C 177
6792454	4600	181.10	4540	178.74	C 179
6722457	4630	182.28	4572	180.00	C 180
6792470	4750	187.01	4699	185.00	C 185
6722475	4810	189.37	4750	187.01	C 187
6792483	4880	192.13	4826	190.00	C 190
6792495	5010	197.24	4953	195.00	C 195
6762050	5060	199.21	5000	196.85	C 197
6792051	5180	203.94	5131	202.01	C 202
6792052	5240	206.30	5182	204.02	C 204
6762053	5350	210.63	5300	208.66	C 209
6792053	5380	211.81	5334	210.00	C 210
6762055	5550	218.50	5500	216.54	C 217
6762056	5650	222.44	5600	220.47	C 220
6792056	5690	224.02	5639	222.01	C 222
6762057	5750	226.38	5700	224.41	C 224
6792058	5770	227.17	5715	225.00	C 225
6762058	5850	230.31	5800	228.35	C 228
6762060	6050	238.19	6000	236.22	C 236

Section 22/C

Ref.	L _d (mm)	L _d (inch)	L _i (mm)	L _i (inch)	RMA
6792060	6100	240.16	6045	237.99	C 238
6792061	6150	242.13	6096	240.00	C 240
6762062	6250	246.06	6200	244.09	C 244
6762063	6360	250.39	6300	248.03	C 248
6792064	6400	251.97	6350	250.00	C 250
6762067	6760	266.14	6700	263.78	C 264
6792068	6860	270.08	6807	267.99	C 268
6792069	6910	272.05	6858	270.00	C 270
6792070	7060	277.95	7010	275.98	C 276
6762071	7170	282.28	7100	279.53	C 280
6762075	7550	297.24	7500	295.28	C 295
6792076	7620	300.00	7569	297.99	C 298
6792077	7700	303.15	7650	301.18	C 301
6762080	8060	317.32	8000	314.96	C 315
6762084	8430	331.89	8382	330.00	C 330
6792087	8820	347.24	8765	345.08	C 345
6792091	9200	362.20	9144	360.00	C 360

Section 25/-

Ref.	L _d (mm)	L _d (inch)	L _i (mm)	L _i (inch)	RMA
6743140	1461	57.52	1400	55.12	
6743150	1561	61.46	1500	59.06	
6743170	1761	69.33	1700	66.93	
6743180	1861	73.27	1800	70.87	
6743189	1961	77.20	1900	74.80	
6743195	2011	79.17	1950	76.77	
6743200	2061	81.14	2000	78.74	
6743205	2111	83.11	2050	80.71	
6743212	2181	85.87	2120	83.46	
6743220	2261	89.02	2200	86.61	
6743224	2301	90.59	2240	88.19	
6743225	2511	98.86	2450	96.46	
6743250	2561	100.83	2500	98.43	
6723266	2601	102.40	2540	100.00	
6723265	2711	106.73	2650	104.33	
6723280	2861	112.64	2800	110.24	
6723300	3061	120.51	3000	118.11	
6723315	3211	126.42	3150	124.02	
6723325	3311	130.35	3250	127.95	
6723335	3411	134.29	3350	131.89	
6723355	3611	142.17	3550	139.76	
6723375	3811	150.04	3750	147.64	
6723400	4061	159.88	4000	157.48	
6723425	4311	169.72	4250	167.32	
6723450	4561	179.57	4500	177.17	
6723475	4811	189.41	4750	187.01	
6763050	5061	199.25	5000	196.85	
6763053	5361	211.06	5300	208.66	
6763056	5661	222.87	5600	220.47	
6763060	6061	238.62	6000	236.22	
6763063	6361	250.43	6300	248.03	
6763067	6761	266.18	6700	263.78	
6763071	7161	281.93	7100	279.53	
6763075	7561	297.68	7500	295.28	
6763080	8061	317.36	8000	314.96	
6763085	8561	337.05	8500	334.65	
6763090	9061	356.73	9000	354.33	

Intermediate lengths and minimum purchase quantities available on request.

CONTI-V® STANDARD Multiflex Wrapped V-belts

Section 32/D

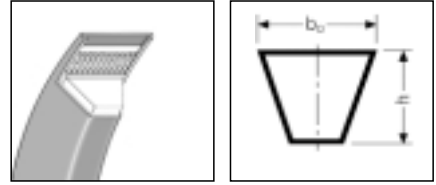
Ref.	L _d (mm)	L _d (inch)	L _i (mm)	L _i (inch)	RMA
6793200	2080	81.89	2000	78.74	D 79
6724212	2200	86.61	2120	83.46	D 83
6793236	2440	96.06	2360	92.91	D 93
6724250	2560	100.79	2500	98.43	D 98
6724265	2720	107.09	2650	104.33	D 104
6793267	2740	107.87	2670	105.12	D 105
6724280	2870	112.99	2800	110.24	D 110
6724300	3070	120.87	3000	118.11	D 118
6793305	3130	123.23	3048	120.00	D 120
6724315	3230	127.17	3150	124.02	D 124
6793325	3330	131.10	3250	127.95	D 128
6724335	3430	135.04	3350	131.89	D 132
6793342	3500	137.80	3425	134.84	D 135
6724316	3530	138.98	3450	135.83	D 136
6724355	3630	142.91	3550	139.76	D 140
6793366	3730	146.85	3658	144.02	D 144
6724375	3830	150.79	3750	147.64	D 148
6793381	3890	153.15	3810	150.00	D 150
6724317	3990	157.09	3910	153.94	D 154
6724394	4020	158.27	3940	155.12	D 155
6724400	4080	160.63	4000	157.48	D 158
6724322	4160	163.78	4075	160.43	D 160
6793411	4190	164.96	4115	162.01	D 162
6724425	4320	170.08	4250	167.32	D 167
6793439	4470	175.98	4394	172.99	D 173
6724450	4570	179.92	4500	177.17	D 177
6793457	4650	183.07	4572	180.00	D 180
6724320	4700	185.04	4620	181.89	D 182
6724475	4830	190.16	4750	187.01	D 187
6793482	4900	192.91	4826	190.00	D 190
6793495	5030	198.03	4953	195.00	D 195
6764050	5080	200.00	5000	196.85	D 197
6793051	5260	207.09	5182	204.02	D 204
6793052	5330	209.84	5258	207.01	D 207
6764053	5360	211.02	5300	208.66	D 209
6793054	5400	212.60	5330	209.84	D 210
6764056	5660	222.83	5600	220.47	D 220
6793057	5790	227.95	5715	225.00	D 225
6793058	5870	231.10	5791	227.99	D 228
6764058	5930	233.46	5850	230.31	D 230
6764060	6070	238.98	6000	236.22	D 236
6793061	6120	240.94	6045	237.99	D 238
6793062	6170	242.91	6096	240.00	D 240
6764063	6370	250.79	6300	248.03	D 248
6764067	6780	266.93	6700	263.78	D 264
6793068	6890	271.26	6807	267.99	D 268
6793069	6940	273.23	6858	270.00	D 270
6764071	7190	283.07	7100	279.53	D 280
6724318	7490	294.88	7417	292.01	D 292
6764075	7590	298.82	7500	295.28	D 295
6793076	7650	301.18	7569	297.99	D 298
6793077	7700	303.15	7620	300.00	D 300
6764080	8080	318.11	8000	314.96	D 315
6793083	8460	333.07	8382	330.00	D 330
6764085	8580	337.79	8500	334.65	D 335
6724319	8840	348.03	8760	344.88	D 345
6764090	9070	357.09	9000	354.33	D 354
6793091	9170	361.02	9093	357.99	D 358
6764095	9580	377.17	9500	374.02	D 374
6793097	9830	387.01	9754	384.02	D 384
6793100	9980	392.91	9906	390.00	D 390
6764100	10080	396.85	10000	393.70	D 394
6793101	10700	421.26	10617	417.99	D 418
6724202	10780	424.41	10700	421.26	D 421
6764112	11280	444.09	11200	440.94	D 441
6793121	12220	481.10	12141	477.99	D 478
6764125	12580	495.28	12500	492.13	D 492

Section 40/E

Ref.	L _d (mm)	L _d (inch)	L _i (mm)	L _i (inch)	RMA
6765050	5080	200.00	5000	196.85	E 197
6765056	5670	223.23	5600	220.47	E 220
6765071	7190	283.07	7100	279.53	E 280
6765080	8080	318.11	8000	314.96	E 315
6765090	9070	357.09	9000	354.33	E 354
6765100	10090	397.24	10000	393.70	E 394
6765101	11280	444.09	11200	440.94	E 441

CONTI-V® STANDARD Ultraflex

Narrow-section wrapped V-belts,
DIN 7753 and BS 3790



Features

- Moderately oil-resistant
- Resistant to temperatures from -55 °C up to +70 °C
- Electrically conductive (antistatic) to ISO 1813
- Insensitive to dust
- Suitable for tropical climates

Section	b _o (mm)	b _o (inch)	h (mm)	h (inch)
SPZ	9.7	0.38	8	0.31
SPA	12.7	0.50	10	0.39
SPB	16.3	0.64	13	0.51
19	18.6	0.73	15.7	0.62
SPC	22	0.87	18	0.71

$L = L$ from 1000 mm upwards

The **datum length L_d** according to DIN / ISO. corresponds to the **pitch length L_p**.

Bundle sizes

Section	L _d up to	Pieces
SPZ	1937	25
	2360	10
	3550	5

Section	L _d up to	Pieces
SPA	1957	25
	2482	10
	4500	5

Section	L _d up to	Pieces
SPB	1900	10
	3550	5

Section	L _d up to	Pieces
19	1900	10
	4475	5

Section	L _d up to	Pieces
SPC	3550	10
	9500	3
	12000	2

Section SPZ

Ref.	L _d (mm)	L _d (inch)
6571053	512	20.16
6571058	562	22.13
6571060	587	23.11
6571063	612	24.09
6571301	630	24.80
6571065	637	25.08
6571068	662	26.06
6571067	670	26.38
6571064	672	26.46
6571069	677	26.65
6571070	687	27.05
6571371	697	27.44
6571365	710	27.95
6571071	722	28.43
6571075	737	29.02
6571077	750	29.53
6571078	758	29.84
6571079	762	30.00
6571076	772	30.39
6571080	787	30.98
6571081	800	31.50
6571083	812	31.97
6571386	825	32.48
6571085	837	32.95
6571363	850	33.46
6571088	862	33.94
6571387	875	34.45
6571090	887	34.92
6571303	900	35.43
6571094	912	35.91
6571089	922	36.30
6571091	927	36.50
6571095	937	36.89
6571096	947	37.28
6571390	950	37.40
6571092	957	37.68
6571296	962	37.87
6571389	967	38.07
6571376	970	38.19
6571100	987	38.86
6571017	994	39.13
6571304	1000	39.37

Section SPZ

Ref.	L _d (mm)	L _d (inch)
6571103	1012	39.84
6571104	1024	40.31
6571105	1037	40.83
6571106	1047	41.22
6571108	1060	41.73
6571409	1077	42.40
6571110	1087	42.80
6571113	1112	43.78
6571305	1120	44.09
6571424	1127	44.37
6571115	1137	44.76
6571302	1147	45.16
6571118	1162	45.75
6571119	1171	46.10
6571306	1180	46.46
6571120	1187	46.73
6571422	1202	47.32
6571123	1212	47.72
6571327	1222	48.11
6571125	1237	48.70
6571307	1250	49.21
6771128	1262	49.69
6795129	1270	50.00
6571130	1287	50.67
6571133	1312	51.65
6571308	1320	51.97
6571134	1330	52.36
6571135	1337	52.64
6571136	1347	53.03
6571138	1362	53.62
6571140	1387	54.61
6571309	1400	55.12
6571143	1412	55.59
6795144	1420	55.91
6571145	1437	56.57
6571148	1462	57.56
6571150	1487	58.54
6571310	1500	59.06
6571153	1512	59.53
6595153	1520	59.84
6571155	1537	60.51
6571158	1562	61.50

Section SPZ

Ref.	L _d (mm)	L _d (inch)
6571160	1587	62.48
6571311	1600	62.99
6571163	1612	63.46
6571165	1637	64.45
6595166	1650	64.96
6571168	1662	65.43
6571170	1687	66.42
6571316	1700	66.93
6571173	1712	67.40
6571175	1737	68.39
6571178	1762	69.37
6571180	1787	70.35
6571181	1800	70.87
6571183	1812	71.34
6571185	1837	72.32
6571186	1850	72.83
6595187	1862	73.31
6571190	1887	74.29
6571317	1900	74.80
6571195	1937	76.26
6571200	1987	78.23
6571314	2000	78.74
6595204	2030	79.92
6571205	2037	80.20
6571210	2087	82.17
6571318	2120	83.46
6595215	2137	84.13
6595217	2160	85.04
6571220	2187	86.10
6571319	2240	88.19
6571227	2262	89.06
6595229	2280	89.76
6571230	2287	90.04
6571231	2360	92.91
6595242	2410	94.88
6595245	2437	95.94
6571250	2487	97.91
6571321	2500	98.43
6595255	2540	100.00
6571326	2637	103.82
6571322	2650	104.33
6595270	2690	105.91

Section SPZ

Ref.	L _d (mm)	L _d (inch)
6571323	2800	110.24
6595285	2840	111.81
6571324	3000	118.11
6571325	3150	124.02
6595318	3170	124.80
6571330	3350	131.89
6571331	3550	139.76

Section SPA

Ref.	L _d (mm)	L _d (inch)
6572067	647	25.47
6572073	707	27.83
6572075	732	28.82
6572078	757	29.80
6572080	782	30.79
6572040	800	31.50
6572081	807	31.77
6572085	832	32.76
6572041	850	33.46
6572088	857	33.74
6572090	882	34.72
6572042	900	35.43
6572093	907	35.71
6572043	925	36.42
6572095	932	36.69
6572092	950	37.40
6572094	957	37.68
6572091	967	38.07
6572100	982	38.66
6572044	1000	39.37
6572103	1007	39.65
6572105	1032	40.63
6572104	1042	41.02
6572107	1057	41.61
6572108	1060	41.73
6572110	1082	42.60
6572045	1100	43.31
6572113	1107	43.58
6572114	1120	44.09
6572116	1127	44.37
6572115	1132	44.57
6572118	1157	45.55

CONTI-V® STANDARD Ultraflex Wrapped V-belts

Section SPA

Ref.	L _d (mm)	L _d (inch)
6572046	1175	46.26
6572120	1180	46.46
6572123	1207	47.52
6572047	1225	48.23
6572125	1232	48.50
6572048	1250	49.21
6572128	1257	49.49
6572129	1272	50.08
6572130	1282	50.47
6572049	1300	51.18
6572133	1307	51.46
6572132	1320	51.97
6572135	1332	52.44
6572138	1357	53.43
6596139	1367	53.82
6572050	1375	54.13
6572140	1382	54.41
6572051	1400	55.12
6572143	1407	55.39
6572052	1425	56.10
6572145	1432	56.38
6572148	1457	57.36
6572150	1482	58.35
6572053	1500	59.06
6572153	1507	59.33
6572054	1525	60.04
6572155	1532	60.31
6572157	1557	61.30
6572160	1582	62.28
6572055	1600	62.99
6572163	1607	63.27
6572165	1632	64.25
6572168	1657	65.24
6572056	1675	65.94
6572170	1682	66.22
6572057	1700	66.93
6572173	1707	67.20
6572175	1732	68.19
6572176	1757	69.17
6572180	1782	70.16
6572058	1800	70.87
6572183	1807	71.14
6572185	1832	72.13
6572188	1857	73.11
6572190	1882	74.09
6572059	1900	74.80
6572193	1907	75.08
6572060	1925	75.79
6572195	1932	76.06
6572194	1957	77.05
6572200	1982	78.03
6572201	2000	78.74
6572202	2007	79.02
6572205	2032	80.00
6572208	2057	80.98
6572210	2082	81.97
6572062	2120	83.46
6572215	2132	83.94
6572220	2182	85.91
6596222	2207	86.89
6572224	2227	87.68
6572225	2232	87.87
6572226	2240	88.19
6572230	2282	89.84
6572063	2300	90.55
6572233	2307	90.83
6572235	2332	91.81
6572238	2357	92.80

Section SPA

Ref.	L _d (mm)	L _d (inch)
6572239	2360	92.91
6572241	2382	93.78
6572245	2432	95.75
6572065	2475	97.44
6572250	2482	97.72
6572251	2500	98.43
6572255	2532	99.69
6572260	2582	101.65
6572263	2607	102.64
6572265	2632	103.62
6572266	2650	104.33
6572270	2682	105.59
6572275	2732	107.56
6572280	2782	109.53
6572281	2800	110.24
6572285	2832	111.50
6572286	2847	112.09
6572290	2882	113.46
6572295	2932	115.43
6572300	2982	117.40
6572301	3000	118.11
6572305	3032	119.37
6572310	3082	121.34
6572311	3150	124.02
6596320	3182	125.28
6572330	3282	129.21
6572336	3350	131.89
6572341	3550	139.76
6472000	3650	143.70
6572344	3750	147.64
6572342	4000	157.48
6596427	4250	167.32
6572343	4500	177.17

Section SPB

Ref.	L _d (mm)	L _d (inch)
6774127	1250	49.21
6774134	1320	51.97
6797136	1340	52.76
6674000	1360	53.54
6774142	1400	55.12
6797143	1410	55.51
6774143	1450	57.09
6774144	1472	57.95
6574153	1500	59.06
6574046	1550	61.02
6574162	1600	62.99
6474000*	1650	64.96
6574172	1700	66.93
6574180	1778	70.00
6574182	1800	70.87
6574188	1860	73.23
6574192	1900	74.80
6574193	1950	76.77
6574202	2000	78.74
6597203	2020	79.53
6574050	2060	81.10
6574212	2098	82.60
6574214	2120	83.46
6597217	2150	84.65
6574040	2180	85.83
6574226	2240	88.19
6574228	2264	89.13
6597230	2280	89.76
6574230	2310	90.94
6574238	2360	92.91
6574241	2391	94.13
6597243	2410	94.88

Section SPB

Ref.	L _d (mm)	L _d (inch)
6474000	2430	95.67
6574252	2500	98.43
6574253	2518	99.13
6597255	2530	99.61
6574267	2650	104.33
6597270	2680	105.51
6474000*	2720	107.09
6574282	2800	110.24
6597286	2840	111.81
6574036	2900	114.17
6597301	2990	117.72
6574302	3000	118.11
6574309	3070	120.87
6574317	3150	124.02
6597319	3170	124.80
6574327	3250	127.95
6574337	3350	131.89
6474000	3450	135.83
6574357	3550	139.76
6574302	3650	143.70
6574377	3750	147.64
6597382	3800	149.61
6474000	3870	152.36
6574402	4000	157.48
6597408	4060	159.84
6574427	4250	167.32
6597433	4310	169.69
6574452	4500	177.17
6597458	4560	179.53
6674000	4620	181.89
6774453	4750	187.01
6597484	4820	189.76
6774145	4842	190.63
6774502	5000	196.85
6774503	5058	199.13
6797509	5070	199.61
6774532	5300	208.66
6797540	5380	211.81
6774562	5600	220.47
6797570	5680	223.62
6774602	6000	236.22
6774061	6300	248.03
6797064	6340	249.61
6774563	6500	255.91
6774672	6700	263.78
6774571	7100	279.53
6774575	7500	295.28
6774580	8000	314.96

Section 19

Ref.	L _d (mm)	L _d (inch)
6773125	1400	55.12
6773150	1475	58.07
6773162	1600	62.99
6773170	1675	65.94
6773175	1750	68.90
6773190	1875	73.82
6773192	1900	74.80
6773215	2120	83.46
6773250	2475	97.44
6773251	2500	98.43
6773270	2675	105.31
6773282	2800	110.24
6743238	4025	158.46
6773450	4475	176.18

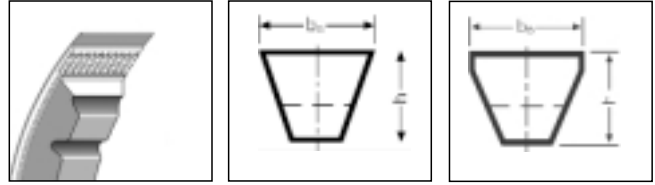
Section SPC

Ref.	L _d (mm)	L _d (inch)
6575203	2000	78.74
6575212	2120	83.46
6575227	2240	88.19
6575239	2360	92.91
6575253	2500	98.43
6575268	2650	104.33
6575283	2800	110.24
6575303	3000	118.11
6575318	3150	124.02
6575338	3350	131.89
6575358	3550	139.76
6575378	3750	147.64
6575403	4000	157.48
6575428	4250	167.32
6575453	4500	177.17
6775478	4750	187.01
6775503	5000	196.85
6775508	5300	208.66
6775563	5600	220.47
6775504	6000	236.22
6775630	6300	248.03
6775505	6700	263.78
6775506	7100	279.53
6775511	7500	295.28
6775507	8000	314.96
6775510	8500	334.65
6775564	9000	354.33
6775509	9500	374.02
6775560	10000	393.70
6775211	10600	417.32
6775567	11200	440.94
6775565	12000	472.44
6775566	12250	482.28
6775568	12500	492.13

Intermediate lengths and minimum purchase quantities available on request.

CONTI-V ADVANCE FO®-Z

Heavy-duty cogged raw edge V-belts, DIN 7753



Features

- Moderately oil-resistant
- Resistant to temperatures from -30 °C up to +80 °C
- Electrically conductive (antistatic) to ISO 1813
- Insensitive to dust
- Suitable for tropical climates

Section	b _o (mm)	b _o (inch)	h (mm)	h (inch)
XPZ	10	0.39	8	0.31
XPA	13	0.51	9	0.35
XPB	16.3	0.64	13	0.51
XPC	22	0.87	17	0.67

L = L from 1000 mm upwards

The **datum length L_d** according to DIN / ISO, corresponds to the **pitch length L_p**.

Section	L _d up to	Pieces
XPZ	1950	25
	2360	10
	3500	5

Section	L _d up to	Pieces
XPA	1950	25
	2360	10
	3550	5

Section	L _d up to	Pieces
XPB	1900	10
	3550	5

Section	L _d up to	Pieces
XPC	3500	5

Section XPZ

Ref.	L _d (mm)	L _d (inch)	RMA
6577130	590	23.23	
6577131	610	24.02	
6577003	630	24.80	
6577132	640	25.20	
6577133	660	25.98	
6577006	670	26.38	
6577135	690	27.17	
6577008	710	27.95	
6577136	730	28.74	
6577011	750	29.53	
6577137	760	29.92	
6577138	780	30.71	
6577015	800	31.50	
6577140	820	32.28	
6577141	830	32.68	
6577019	850	33.46	
6577143	860	33.86	
6577144	880	34.65	
6577023	900	35.43	
6577146	910	35.83	
6577147	930	36.61	
6577027	950	37.40	
6577149	960	37.80	
6577150	980	38.58	
6577031	1000	39.37	
6577302	1030	40.55	
6577035	1060	41.73	
6577303	1090	42.91	
6577039	1120	44.09	
6577304	1140	44.88	
6577305	1150	45.28	
6577043	1180	46.46	
6577306	1210	47.64	
6577307	1230	48.43	
6577048	1250	49.21	
6577308	1280	50.39	
6577309	1300	51.18	
6577054	1320	51.97	
6577310	1340	52.76	
6577311	1360	53.54	
6577312	1380	54.33	
6577060	1400	55.12	
6577313	1430	56.30	
6577314	1450	57.09	
6577315	1480	58.27	
6577067	1500	59.06	
6577316	1530	60.24	

Section XPZ

Ref.	L _d (mm)	L _d (inch)	RMA
6577317	1550	61.02	
6577318	1580	62.20	
6577072	1600	62.99	
6577319	1630	64.17	
6577320	1650	64.96	
6577321	1680	66.14	
6577075	1700	66.93	
6577322	1750	68.90	
6577077	1800	70.87	
6577323	1850	72.83	
6577079	1900	74.80	
6577324	1950	76.77	
6577081	2000	78.74	
6577082	2120	83.46	
6577083	2240	88.19	
6577084	2360	92.91	
6577085	2500	98.43	
6577086	2650	104.33	
6577087	2800	110.24	
6577088	3000	118.11	
6577089	3150	124.02	
6577090	3350	131.89	
6577091	3550	139.76	

Section XPA

Ref.	L _d (mm)	L _d (inch)	RMA
6577151	590	23.23	
6577152	610	24.02	
6577153	630	24.80	
6577154	640	25.20	
6577155	660	25.98	
6577156	670	26.38	
6577157	690	27.17	
6577158	710	27.95	
6577159	730	28.74	
6577160	750	29.53	
6577161	760	29.92	
6577162	780	30.71	
6577211	800	31.50	
6577164	820	32.28	
6577165	830	32.68	
6577215	850	33.46	
6577167	860	33.86	
6577168	880	34.65	
6577220	900	35.43	
6577170	910	35.83	

CONTI-V ADVANCE FO®-Z Heavy-duty cogged raw edge V-belts**Section XPA**

Ref.	L _d (mm)	L _d (inch)	RMA
6577171	930	36.61	
6577223	950	37.40	
6577173	960	37.80	
6577174	980	38.58	
6577227	1000	39.37	
6577350	1030	40.55	
6577232	1060	41.73	
6577351	1090	42.91	
6577237	1120	44.09	
6577352	1140	44.88	
6577353	1150	45.28	
6577242	1180	46.46	
6577354	1210	47.64	
6577355	1230	48.43	
6577248	1250	49.21	
6577356	1280	50.39	
6577357	1300	51.18	
6577254	1320	51.97	
6577358	1340	52.76	
6577359	1360	53.54	
6577360	1380	54.33	
6577261	1400	55.12	
6577361	1430	56.30	
6577362	1450	57.09	
6577363	1480	58.27	
6577267	1500	59.06	
6577364	1530	60.24	
6577365	1550	61.02	
6577366	1580	62.20	
6577272	1600	62.99	
6577367	1630	64.17	
6577368	1650	64.96	
6577369	1680	66.14	
6577276	1700	66.93	
6577370	1750	68.90	
6577278	1800	70.87	
6577371	1850	72.83	
6577280	1900	74.80	
6577372	1950	76.77	
6577282	2000	78.74	
6577293	2082	81.97	
6577283	2120	83.46	
6577284	2240	88.19	
6577285	2360	92.91	
6577286	2500	98.43	
6577287	2650	104.33	
6577288	2800	110.24	
6577289	3000	118.11	
6577290	3150	124.02	
6577291	3350	131.89	
6577292	3550	139.76	

Section XPB

Ref.	L _d (mm)	L _d (inch)	RMA
6577400	1250	49.21	
6577401	1320	51.97	
6577402	1400	55.12	
6570038	1450	57.09	
6577403	1500	59.06	
6570113	1550	61.02	
6577404	1600	62.99	
6577405	1700	66.93	
6577944	1750	68.90	
6577406	1800	70.87	
6577407	1900	74.80	
6570189	1950	76.77	
6577408	2000	78.74	
6577176	2060	81.10	
6577177	2100	82.67	
6577409	2120	83.46	
6577410	2240	88.19	
6577948	2280	89.76	
6577411	2360	92.91	
6577666	2410	94.88	
6577412	2500	98.43	
6577413	2650	104.33	
6577414	2800	110.24	
6577415	3000	118.11	
6577416	3150	124.02	
6577417	3350	131.89	
6577418	3550	139.76	

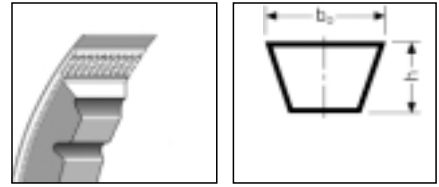
Section XPC

Ref.	L _d (mm)	L _d (inch)	RMA
6577450	2000	78.74	
6577451	2120	83.46	
6577452	2240	88.19	
6577453	2360	92.91	
6577454	2500	98.43	
6577455	2650	104.33	
6577456	2800	110.24	
6577457	3000	118.11	
6577458	3150	124.02	
6577459	3350	131.89	
6577460	3550	139.76	

* Available on demand

CONTI-V ADVANCE FO[®]-Z Classic

Heavy-duty cogged raw edge V-belts, DIN 2215



Features

- Moderately oil-resistant
- Resistant to temperatures from -30 °C up to +80 °C
- Insensitive to dust
- Suitable for tropical climates

Section	b _o (mm)	b _o (inch)	h (mm)	h (inch)
5/-	5	0.20	3	0.12
6/Y	6	0.24	4	0.16
8/-	8	0.31	5	0.20
10/Z	10	0.39	6	0.24
13/A	13	0.51	8	0.31

N: Plain Version
Non-cogged

L_i: Inner length

Section	L _i up to	Pieces
5/-	600	100

Section	L _i up to	Pieces
6/Y	900	100

Section	L _i up to	Pieces
8/-	800	25

Section	L _i up to	Pieces
10/Z	980	25

Section	L _i up to	Pieces
13/A	787	25

Section 5/-

Ref.	L _i (mm)	L _i (inch)	RMA
6531161	160	6.30	
6531118	185 N	7.28 N	
6531119	190 N	7.48 N	
6531123	229 N	9.02 N	
6531124	236 N	9.29 N	
6531125	260 N	10.24 N	
6531126	265 N	10.43 N	
6531175	270	10.63 N	
6531162	280	11.02 N	
6531129	287 N	11.30 N	
6531163	300	11.81 N	
6531120	303 N	11.93 N	
6531164	315	12.40 N	
6531165	322	12.68 N	
6531121	330 N	12.99 N	
6531166	335	13.19 N	
6531176	340	13.39 N	
6531136	345 N	13.58 N	
6531139	350 N	13.78 N	
6531167	352	13.86 N	
6531135	358 N	14.09 N	
6531168	375	14.76 N	
6531169	400	15.75 N	
6531140	406 N	15.98 N	
6531142	420 N	16.54 N	
6531170	425	16.73 N	
6531145	435 N	17.13 N	
6531141	441 N	17.36 N	
6531171	450	17.72 N	
6531148	465 N	18.31 N	
6531149	471 N	18.54 N	
6531147	475 N	18.70 N	
6531151	495 N	19.49 N	
6531150	500 N	19.69 N	
6531156	514 N	20.24 N	
6531172	530	20.87	
6531155	554 N	21.81 N	
6531173	560	22.05	
6531174	600	23.62	

Section 6/Y

Ref.	L _i (mm)	L _i (inch)	RMA
6532124	240 N	9.45 N	
6532122	250 N	9.84 N	
6532126	260 N	10.24 N	
6532127	265 N	10.43 N	
6532113	270	10.63	
6532100	280	11.02	
6532101	300	11.81	
6532102	315	12.40	
6532131	320 N	12.60 N	
6532133	330 N	12.99 N	
6532103	335	13.19	
6532114	339	13.35	
6532135	339 N	13.35 N	
6532136	350 N	13.78 N	
6532104	352	13.86	
6532138	372 N	14.65 N	
6532105	375	14.76	
6532139	380 N	14.96 N	
6532106	400	15.75	
6532107	425	16.73	
6532108	450	17.72	
6532116	495	19.49	
6532150	500 N	19.69 N	
6532109	530	20.87	
6532154	540 N	21.26 N	
6532156	550 N	21.65 N	
6532110	560	22.05	
6532158	580 N	22.83 N	
6532111	600	23.62	
6532164	640 N	25.20 N	
6532112	850	33.46	
6532190	900 N	35.43 N	

Section 8/-

Ref.	L _i (mm)	L _i (inch)	RMA
6533166	160	6.30	
6533129	280	11.02	
6533167	300	11.81	
6533130	315	12.40	
6533168	322	12.68	
6533132	335 N	13.19 N	
6533169	340	13.39	
6533136	355	13.98	
6533141	375	14.76	
6533143	400	15.75	

* Available on demand

CONTI-V ADVANCE FO®-Z Classic Heavy-duty cogged raw edge V-belts**Section 8/-**

Ref.	L _i (mm)	L _i (inch)	RMA
6533142	430 N	16.93 N	
6533170	450	17.72	
6533147	475 N	18.70 N	
6533171	495	19.49	
6533155	530	20.87	
6533156	560 N	22.05 N	
6533158	580 N	22.83 N	
6533173	600	23.62	
6533162	630 N	24.80 N	
6533174	655 N	25.79 N	
6533163	670 N	26.38 N	
6533164	680 N	26.77 N	
6533165	700 N	27.56 N	
6533161	710 N	27.95 N	
6533172	717 N	28.23 N	
6533175	750 N	29.53 N	
6533180	800 N	31.50 N	

Section 10/Z

Ref.	L _i (mm)	L _i (inch)	RMA
6534003	375 N	14.76 N	
6534004	380 N	14.96 N	
6534005	400 N	15.75 N	
6534006	425 N	16.73 N	
6432000 *	440 N	17.32 N	
6534010	450 N	17.72 N	Z 17.75
6594046	460 N	18.11 N	Z 18
6534012	475 N	18.70	Z 18.5
6534013	500 N	19.69 N	Z 19.75
6534001	520 N	20.47 N	Z 20.5
6594052	525 N	20.67 N	
6534007	530 N	20.87 N	Z 21
6534008	560 N	22.05 N	Z 22
6534002	575 N	22.64 N	Z 22.5
6594059	590 N	23.23 N	Z 23
6534011	600 N	23.62 N	Z 23.5
6594061	615 N	24.21 N	Z 24
6534009	630 N	24.80 N	Z 25
6594065	650 N	25.59 N	Z 25.5
6594066	660 N	25.98 N	Z 26
6534014	670 N	26.38 N	Z 26.5
6594068	680 N	26.77 N	Z 27
6432000 *	700 N	27.56 N	
6534016	710 N	27.95 N	Z 28
6534017	725 N	28.54 N	Z 28.5
6534018	750 N	29.53 N	Z 29.5
6534019	765 N	30.12 N	Z 30
6534020	775 N	30.51 N	Z 30.5
6534021	790 N	31.10 N	Z 31
6534022	800 N	31.50 N	Z 31.5
6534023	820 N	32.28 N	Z 32
6534024	825 N	32.48 N	
6534025	840 N	33.07 N	Z 33
6534026	850 N	33.46 N	Z 33.5
6534027	865 N	34.06 N	Z 34
6534028	875 N	34.45 N	Z 34.5
6534029	900 N	35.43 N	Z 35.5
6534030	925 N	36.42 N	Z 36.5
6534031	940 N	37.01 N	Z 37
6534032	950 N	37.40 N	Z 37.5
6534033	980 N	38.58 N	Z 38.5

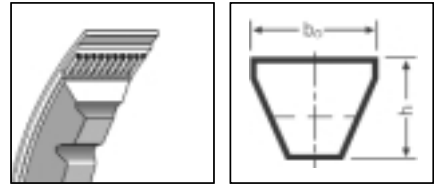
Section 13/A

Ref.	L _i (mm)	L _i (inch)	RMA
6535001	400 N	15.75 N	
6590041	407 N	16.02 N	
6590046	460 N	18.11 N	
6432000 *	475 N	18.70 N	
6535002	483 N	19.02 N	
6590051	508 N	20.00 N	
6432000 *	525 N	20.67 N	
6535003	535 N	21.06 N	
6432000 *	540 N	21.26 N	
6535004	560 N	22.05 N	A 22
6535005	580 N	22.83 N	A 23
6535006	600 N	23.62 N	A 24
6535007	630 N	24.80 N	A 25
6535008	655 N	25.79 N	A 26
6535009	670 N	26.38 N	A 26.5
6535010	690 N	27.17 N	A 27
6535011	710 N	27.95 N	A 28
6535012	730 N	28.74 N	A 29
6535013	750 N	29.53 N	A 29.5
6535014	767 N	30.20 N	A 30
6535015	780 N	30.71 N	A 30.5
6535016	787 N	30.98 N	A 31

* Available on demand

CONTI-V ADVANCE FO[®]-Power

Heavy-duty cogged raw edge V-belts



Features

- Moderately oil-resistant
- Resistant to temperatures from -30 °C up to +80 °C
- Electrically conductive (antistatic) to ISO 1813
- Insensitive to dust
- Suitable for tropical climates

Section	b _o (mm)	b _o (inch)	h (mm)	h (inch)
XPZ	9.0	0.35	8	0.31
XPA	11.5	0.45	9	0.35
XPB	15.3	0.60	13	0.51

$L = L$ from 1000 mm upwards

The **datum length L_d** according to DIN / ISO, corresponds to the **pitch length L_p**.

Section	L _d up to	Pieces
XPZ	1950	25
	2360	10
	3500	5

Section	L _d up to	Pieces
XPA	1950	25
	2360	10
	3550	5

Section	L _d up to	Pieces
XPB	1900	10
	3550	5

Section XPZ

Ref.	L _d (mm)	L _d (inch)
6570159000	545	21.45
6570156000	569	22.40
6570127000	800	31.50
6570054000	900	35.44
6570062000	925	36.42
6570056000	950	37.40
6570057000	975	38.39
6570066000	1000	39.37
6570067000	1060	41.74
6570101000	1140	44.89
6570118000	1210	47.64
6570169000	1287	50.67

Section XPB

Ref.	L _d (mm)	L _d (inch)
6570142000	1320	51.97
6570123000	1400	55.12
6570125000	1500	59.06
6570160000	2000	78.75
6570163000	2060	81.11
6570164000	2190	86.23
6570048000	2500	98.43
6570049000	2650	104.33
6570129000	3000	118.12
6570128000	3150	124.03

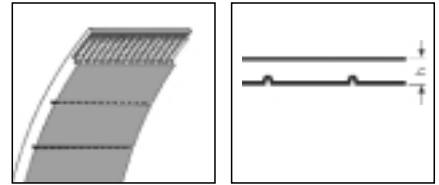
Section XPA

Ref.	L _d (mm)	L _d (inch)
6570122000	800	31.50
6570174000	910	35.83
6570156000	1180	46.46
6570145000	1210	47.64
6570176000	1430	56.30
6570146000	1480	58.27
6570144000	1500	59.05
6570155000	1530	60.24
6570143000	1550	61.03
6570141000	1580	62.20
6570147000	1600	63.00
6570148000	1630	64.18
6570149000	1650	64.97
6570150000	1680	66.15
6570134000	1700	66.93
6570133000	1750	68.90
6570175000	1757	68.90
6570140000	1800	70.87
6570151000	1850	72.84
6570166000	1900	74.814
6570168000	1932	70.07
6570171000	1950	76.78
6570165000	2000	78.75
6477000316	2082	81.97
6570172000	2132	83.94
6477000317	2180	85.83
6570167000	2500	98.43
6570173000	2800	110.24

Intermediate lengths on request

CONTI POLYFLAT®

Open-ended polyurethane flat belts



Features

- Oil-resistant
- Petrol and benzene
- Resistant to temperatures from -30 °C up to +80 °C. For operational temperatures outside this range please seek advice from our technical experts.
- Hard-wearing
- Resistant to hydrolysis
- Resistant to UV radiation and ozone
- Maintenance-free

Section	h (mm)	
F HP	2.30	(Preferred type)
F HF *	2.10	
F HS *	2.50	
F XHP *	3.00	

Size designation (example):

M 30 F 20 HP
F 20 HF -V- 2500/98.43 (mm/inch)

M 30 Length of the rolls
F Flat belt
20 20 mm (0.79 inch) timing belt width
HP Version HP (high power)

F HP

Section	Width (mm)	Width (inch)
F10	10	0.39
F15	15	0.59
F20	20	0.79
F25	25	0.98
F30	30	1.18
F40	40	1.57
F50	50	1.97
F85	85	3.35
F100	100	3.94

Available tension member versions:

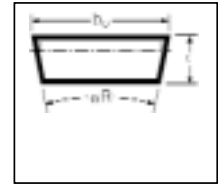
- HP** high power
HF high flexibility
HS high stiffness
XHP extremely high power

Standard roll lengths 30 m. Alternative tension members, belt widths, shorter lengths, fabric coating (PAR/PAZ) as well as pre-joined belts (for lengths > 1000 mm), available on request.

* Available on demand

CONTI VARISPEED® Varidur, Agridur

Variable speed belts for variator drives



CONTI® VARISPEED Varidur

Features

- Moderately oil-resistant
- Resistant to temperatures from -30 °C up to +80 °C
- Electrically conductive (antistatic) to ISO 1813
- Insensitive to dust
- Suitable for tropical climates

CONTI® VARISPEED Agridur

- special type for agricultural machinery
- with polyester tension member + 45% surcharge on the CONTI® VARISPEED Variflex prices
 - with aramid tension member on request

The **datum length L_d** according to DIN / ISO corresponds to the **pitch length L_p** .

CONTI® VARISPEED Varidur are non-stock items which are specially manufactured to customer's order. The minimum order quantity is a full sleeve, whose size is function of the belt width. The number of belts in a sleeve is calculated by dividing the width of the sleeve (always 900 mm) by the width of the belt.

The included angle should also always be indicated on the order. Intermediate lengths on request.

Height (Angle) (mm)	Widths (Standardwidths) (mm)	Height (Angle) (inch)	Widths (Standardwidths) (inch)
6 (26°)	13, 17 (W16), 22	0.24 (26°)	0.51, 0.67, 0.87
8 (26°)	22, 24, 26 (W25), 28	0.31 (26°)	0.87, 0.94, 1.02, 1.10
10 (28°)	25, 28, 30, 32, 36, 37	0.39 (28°)	0.98, 1.10, 1.18, 1.26, 1.42, 1.46
13 (28°)	30, 35, 40, 42 (W40), 46	0.51 (28°)	1..18, 1.38, 1.57, 1.65, 1.81
16 (30°)	52 (W50), 55	0.63 (30°)	2.05, 2.17
18 (30°)	70	0.71 (30°)	2.76
20 (30°)	65 (W63), 70	0.79 (30°)	2.56, 2.76
22 (30°)	70	0.87 (30°)	2.76
25 (30°)	83	0.98 (30°)	3.27

Height 6 mm (26°)

L_i (mm)	L_i (inch)
422	16.61
452	17.80
460	18.11
465	18.31
472	18.58
475	18.70
500	19.69
525	20.67
532	20.94
536	21.10
550	21.65
600	23.62
606	23.86
610	24.02
650	25.59
675	26.57
686	27.01
700	27.56
750	29.53
772	30.39
800	31.50
850	33.46
876	34.49
900	35.43
950	37.40
976	38.43
1000	39.37
1050	41.34
1060	41.73
1120	44.09

Height 8 mm (26°)

L_i (mm)	L_i (inch)
460	18.11
500	19.69
520	20.47
527	20.75
550	21.65
572	22.52
600	23.62
610	24.02
627	24.69
635	25.00
650	25.59
655	25.79
672	26.46
700	27.56
710	27.95
722	28.43
735	28.94
750	29.53
762	30.00
775	30.51
800	31.50
815	32.09
825	32.48
850	33.46
862	33.94
867	34.13
900	35.43
950	37.40
962	37.87
967	38.07
1000	39.37
1016	40.00
1060	41.73
1082	42.60

Height 8 mm (26°)

L_i (mm)	L_i (inch)
1120	44.09
1140	44.88
1160	45.67
1212	47.72
1225	48.23
1250	49.21
1295	50.98
1320	51.97
1350	53.15
1365	53.74
1400	55.12
1500	59.06
1562	61.50
1600	62.99
1700	66.93
1725	67.91
1800	70.87
1900	74.80
2500	98.43
2600	102.36

Height 10 mm (28°)

L_i (mm)	L_i (inch)
550	21.65
590	23.23
614	24.17
625	24.61
640	25.20
650	25.59
655	25.79
662	26.06
672	26.46
680	26.77
700	27.56
722	28.43
750	29.53
755	29.72
775	30.51
790	31.10
800	31.50
820	32.28
830	32.68
840	33.07
850	33.46
860	33.86
875	34.45
900	35.43
910	35.83
925	36.42
935	36.81
950	37.40
975	38.39
983	38.70
1000	39.37
1022	40.24
1030	40.55
1040	40.94

CONTI VARISPEED® Varidur, Agridur Variable speed belts for variator drives**Height 10 mm (28°)**

L _i (mm)	L _i (inch)
1050	41.34
1060	41.73
1073	42.24
1080	42.52
1120	44.09
1160	45.67
1190	46.85
1200	47.24
1220	48.03
1250	49.21
1300	51.18
1320	51.97
1365	53.74
1400	55.12
1500	59.06
1600	62.99
1630	64.17
1652	65.04
1700	66.93
1800	70.87
1810	71.26
1915	75.39
2000	78.74
2065	81.30
2500	98.43

Height 13 mm (28°)

L _i (mm)	L _i (inch)
600	23.62
625	24.61
650	25.59
675	26.57
700	27.56
725	28.54
750	29.53
800	31.50
850	33.46
870	34.25
900	35.43
925	36.42
950	37.40
960	37.80
970	38.19
980	38.58
1000	39.37
1025	40.35
1040	40.94
1060	41.73
1120	44.09
1140	44.88
1180	46.46
1188	46.77
1250	49.21
1265	49.80
1320	51.97
1338	52.68
1400	55.12
1500	59.06
1538	60.55
1600	62.99
1700	66.93
1738	68.43
1750	68.90
1800	70.87
1920	75.59
1938	76.30
2000	78.74
2065	81.30
2120	83.46
2178	85.75
2240	88.19
2438	95.98
2476	97.48
2580	101.57
2800	110.24

Height 16 mm (30°)

L _i (mm)	L _i (inch)
1069	42.09
1150	45.28
1180	46.46
1250	49.21
1320	51.97
1400	55.12
1450	57.09
1500	59.06
1525	60.04
1540	60.63
1600	62.99
1700	66.93
1725	67.91
1800	70.87
1900	74.80
1925	75.79
2000	78.74
2100	82.68
2165	85.24
2240	88.19
2425	95.47
2500	98.43
2725	107.28
3075	121.06

Height 18 mm (30°)

L _i (mm)	L _i (inch)
1400	55.12
1440	56.69
1600	62.99
1700	66.93
1800	70.87
2000	78.74
2060	81.10
2240	88.19
2500	98.43
2800	110.24
3150	124.02

Height 20 mm (30°)

L _i (mm)	L _i (inch)
1400	55.12
1500	59.06
1600	62.99
1625	63.98
1700	66.93
1710	67.32
1800	70.87
1906	75.04
2000	78.74
2025	79.72
2065	81.30
2146	84.49
2240	88.19
2406	94.72
2500	98.43
2706	106.54
2800	110.24
3056	120.31
3456	136.06

Height 22 mm (30°)

L _i (mm)	L _i (inch)
1700	66.93
1800	70.87
2000	78.74
2240	88.19
2500	98.43
2800	110.24
3160	124.41

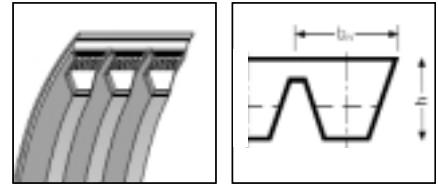
Height 25 mm (30°)

L _i (mm)	L _i (inch)
1890	74.41
2000	78.74
2118	83.39
2378	93.62
2678	105.43
3028	119.21
3428	134.96
3430	135.04

Stock items on request

CONTI-V® MULTIBELT

Banded V-belts



Features

- Moderately oil-resistant
- Electrically conductive to ISO 1813
- Suitable for tropical climates
- Resistant to temperatures from -40 °C up to +80 °C

Profile	b ₀ (mm)	h (mm)	b ₀ (inch)	h (inch)
3V (9J)	9	11	0.35	0.43
5V (15J)	15	15	0.59	0.59
8V (25J)	25	25	0.98	0.98
SPZ	9	11	0.35	0.43
SPA	12	12	0.47	0.47
SPB	16	15	0.63	0.59
SPC	22	22	0.87	0.87
A/HA	13	10	0.51	0.39
B/HB	16	13	0.63	0.51
C/HC	22	16	0.87	0.63
D/HD	32	22	1.26	0.87

Size designation (example):

3/SPA x 1400 L_w

- 3 Number of ribs
- SPA Profile
- 1400 Pitch length in mm (55.12 inch)

Further profiles and dimensions on request.

Profile 3V (9J)

Belt	L _a (mm)	L _a (inch)
3V 530	9J 1346	9J 53
3V 560	9J 1422	9J 56
3V 600	9J 1524	9J 60
3V 630	9J 1600	9J 63
3V 670	9J 1702	9J 67
3V 710	9J 1803	9J 71
3V 750	9J 1905	9J 75
3V 800	9J 2032	9J 80
3V 850	9J 2159	9J 85
*3V 900	9J 2286	9J 90
*3V 950	9J 2413	9J 95
*3V 1000	9J 2540	9J 100
*3V 1060	9J 2692	9J 106
*3V 1120	9J 2845	9J 112
*3V 1180	9J 2997	9J 118
*3V 1250	9J 3175	9J 125
*3V 1320	9J 3353	9J 132
*3V 1400	9J 3556	9J 140

Profile 8V (25J)

Belt	L _a (mm)	L _a (inch)
*8V 1000	25J 2540	25J 100
*8V 1060	25J 2692	25J 106
*8V 1120	25J 2845	25J 112
*8V 1180	25J 2997	25J 118
*8V 1250	25J 3175	25J 125
*8V 1320	25J 3353	25J 132
*8V 1400	25J 3556	25J 140
*8V 1500	25J 3810	25J 150
*8V 1600	25J 4064	25J 160
*8V 1700	25J 4318	25J 170
*8V 1800	25J 4572	25J 180
*8V 1900	25J 4826	25J 190
*8V 2000	25J 5080	25J 200
*8V 2120	25J 5385	25J 212
*8V 2240	25J 5690	25J 224
*8V 2360	25J 5994	25J 236
*8V 2500	25J 6350	25J 250
*8V 2650	25J 6731	25J 265
*8V 2800	25J 7112	25J 280
*8V 3000	25J 7620	25J 300
*8V 3150	25J 8001	25J 315
*8V 3350	25J 8509	25J 335
*8V 3550	25J 9017	25J 355
*8V 3750	25J 9525	25J 375
*8V 4000	25J 10160	25J 400
*8V 4250	25J 10795	25J 425
*8V 4500	25J 11430	25J 450
*8V 4750	25J 12065	25J 475
*8V 5000	25J 12700	25J 500
*8V 5600	25J 14224	25J 560

Profile 5V (15J)

Belt	L _a (mm)	L _a (inch)
5V 900	15J 2286	15J 90
5V 950	15J 2413	15J 95
5V 1000	15J 2540	15J 100
5V 1060	15J 2692	15J 106
5V 1120	15J 2845	15J 112
5V 1180	15J 2997	15J 118
5V 1250	15J 3175	15J 125
5V 1320	15J 3353	15J 132
5V 1400	15J 3556	15J 140
5V 1500	15J 3810	15J 150
5V 1600	15J 4064	15J 160
5V 1700	15J 4318	15J 170
5V 1800	15J 4572	15J 180
5V 1900	15J 4826	15J 190
5V 2000	15J 5080	15J 200
5V 2120	15J 5385	15J 212
5V 2240	15J 5690	15J 224
5V 2360	15J 5994	15J 236
5V 2500	15J 6350	15J 250
5V 2650	15J 6731	15J 265
5V 2900	15J 7366	15J 290
5V 3000	15J 7620	15J 300
5V 3150	15J 8001	15J 315
5V 3350	15J 8509	15J 335
5V 3550	15J 9017	15J 355

* Available on demand

CONTI-V® MULTIBELT Banded V-belts

Profile SPZ

L _W /L _D (mm)	L _W /L _D (inch)
* 900	* 35.43
* 912	* 35.91
* 925	* 36.42
* 937	* 36.89
* 950	* 37.40
* 987	* 38.86
*1047	* 41.22
*1112	* 43.78
*1120	* 44.09
*1137	* 44.76
*1162	* 45.75
*1180	* 46.46
*1187	* 46.73
*1202	* 47.32
*1212	* 47.72
*1237	* 48.70
*1250	* 49.21
*1262	* 49.69
*1267	* 49.88
*1312	* 51.65
*1320	* 51.97
*1337	* 52.64
*1347	* 53.03
*1362	* 53.62
*1387	* 54.61
*1400	* 55.12
*1412	* 55.59
*1437	* 56.57
*1462	* 57.56
*1487	* 58.54
*1500	* 59.06
*1512	* 59.53
*1537	* 60.51
*1562	* 61.50
*1587	* 62.48
*1600	* 62.99
*1612	* 63.46
*1637	* 64.45
*1662	* 65.43
*1687	* 66.42
*1700	* 66.93
*1737	* 68.39
*1762	* 69.37
*1787	* 70.35
*1800	* 70.87
*1812	* 71.34
*1837	* 72.32
*1862	* 73.31
*1887	* 74.29
*1900	* 74.80
*1937	* 76.26
*1987	* 78.23
*2000	78.74

Profile SPZ

L _W /L _D (mm)	L _W /L _D (inch)
*2120	* 83.46
*2137	* 84.13
*2187	* 86.10
*2240	* 88.19
*2262	* 89.06
*2287	* 90.04
*2300	* 90.55
*2360	* 92.91
*2450	* 96.46
*2500	* 98.43
*2650	*104.33
*2800	*110.24
*3000	*118.11
*3150	*124.02
*3350	*131.89
*3550	*139.76

Profile SPA

L _W /L _D (mm)	L _W /L _D (inch)
* 900	* 35.43
*1000	* 39.37
*1107	* 43.58
*1132	* 44.57
*1157	* 45.55
*1180	* 46.46
*1200	* 47.24
*1232	* 48.50
*1250	* 49.21
*1272	* 50.08
*1282	* 50.47
*1300	* 51.18
*1332	* 52.44
*1367	* 53.82
*1382	* 54.41
*1400	* 55.12
*1432	* 56.38
*1457	* 57.36
*1482	* 58.35
*1500	* 59.06
*1532	* 60.31
*1557	* 61.30
*1582	* 62.28
*1600	* 62.99
*1632	* 64.25
*1667	* 65.63
*1682	* 66.22
1700	66.93
*1707	* 67.20
*1732	* 68.19
*1757	* 69.17
*1782	* 70.16
1800	70.87
*1832	* 72.13
*1857	* 73.11
*1882	* 74.09
1900	74.80
*1932	* 76.06
*1957	* 77.05
*1982	* 78.03
2000	78.74
*2032	80.00
*2067	81.38
*2082	81.97
2120	83.46
*2132	83.94

Profile SPA

L _W /L _D (mm)	L _W /L _D (inch)
*2182	* 85.91
*2207	* 86.89
2240	88.19
*2282	* 89.84
*2300	* 90.55
*2332	* 91.81
2360	92.91
*2382	* 93.78
*2432	* 95.75
*2482	* 97.72
2500	98.43
*2532	* 99.69
*2582	*101.65
*2607	*102.64
*2632	*103.62
2650	104.33
*2682	*105.59
*2732	*107.56
*2782	*109.53
2800	110.24
*2832	*111.50
*2847	*112.09
*2882	*113.46
*2932	*115.43
*3000	*118.11
*3032	*119.37
*3082	*121.34
*3150	*124.02
*3182	*125.28
*3282	*129.21
*3350	*131.89
*3382	*133.15
*3550	*139.76
*3750	*147.64
*4000	*157.48
*4250	*167.32
*4500	*177.17

Profile SPC

L _W /L _D (mm)	L _W /L _D (inch)
* 2650	*104.33
* 2800	*110.24
* 3000	*118.11
* 3150	*124.02
3350	131.89
3550	139.76
3750	147.64
4000	157.48
4250	167.32
4500	177.17
4750	187.01
5000	196.85
5300	208.66
5600	220.47
6000	236.22
6300	248.03
6700	263.78
7100	279.53
* 7500	*295.28
8000	314.96
* 8500	*334.65
* 9000	*354.33
9500	*374.02
*10000	*393.70
*10600	*417.32
*11200	*440.94
*11800	*464.57
*12500	*492.13

Profile SPB

L _W /L _D (mm)	L _W /L _D (inch)
2000	78.74
2100	82.68
2240	88.19
2360	92.91
2500	98.43
2650	104.33
2800	110.24
3000	118.11
3150	124.02
3350	131.89
3550	139.76
3750	147.64
4000	157.48
4250	167.32
4500	177.17
4750	187.01
5000	196.85
5300	208.66
5600	220.47
6000	236.22
* 6300	*248.03
* 6700	*263.78
* 7100	*279.53
* 7500	*295.28
* 800	* 31.50
* 9500	*374.02
*10000	*393.70

* Available on demand

CONTI-V® MULTIBELT Banded V-belts

Profile A/HA

L _i (mm)	L _a (mm)	L _i (inch)	L _a (inch)
*1300	1336	*51.18	52.60
*1450	1486	*57.09	58.50
*1600	1536	*62.99	60.47
*1625	1661	*63.98	65.39
*1700	1736	*66.93	68.35
*1800	1836	*70.87	72.28
*1900	1936	*74.80	76.22
*2000	2036	*78.74	80.16
*2240	2276	*88.19	89.61
*2500	2536	*98.43	99.84
*2650	2686	*104.33	105.75
*2845	2881	*112.01	113.43
*3048	3084	*120.00	121.42
*3250	3286	*127.95	129.37
*3658	3694	*144.02	145.43
*4000	4036	*157.48	158.90

Profile C/HC

L _i (mm)	L _a (mm)	L _i (inch)	L _a (inch)
*2286	2361	90.00	92.95
*2500	2575	98.43	101.38
*2750	2825	108.27	111.22
*3048	3123	120.00	122.95
*3250	3325	127.95	130.91
*3550	3625	139.76	142.72
*3700	3775	145.67	148.62
*3850	3925	151.57	154.53
*4250	4325	167.32	170.28
*4500	4575	177.17	180.12
*4750	4825	187.01	189.96
*5000	5075	196.85	199.80
*5300	5375	208.66	211.61
*5600	5675	220.47	223.43
*6000	6075	236.22	239.17
*6300	6375	248.03	250.98

Profile B/HB

L _i (mm)	L _a (mm)	L _i (inch)	L _a (inch)
*1200	1262	*47.24	49.69
*1300	1362	*51.18	53.62
*1400	1462	*55.12	57.56
*1500	1562	*59.06	61.50
*1600	1662	*62.99	65.43
*1625	1687	*63.98	66.42
*1700	1762	*66.93	69.37
*1800	1862	*70.87	73.31
*1850	1912	*72.83	75.28
*1900	1962	*74.80	77.24
*2000	2062	*78.74	81.18
*2100	2162	*82.68	85.12
*2240	2302	*88.19	90.63
*2300	2362	*90.55	92.99
*2400	2462	*94.49	96.93
*2465	2527	*97.05	99.49
*2500	2562	*98.43	100.87
*2600	2662	*102.36	104.80
2616	2678	102.99	105.43
*2700	2762	*106.30	108.74
2845	2907	112.01	114.45
3048	3110	120.00	122.44
3150	3212	124.02	126.46
3250	3312	127.95	130.39
*3350	3412	*131.89	134.33
3450	3512	135.83	138.27
3550	3612	139.76	142.20
3658	3720	144.02	146.46
*3700	3762	*145.67	148.11
*3750	3812	*147.64	150.08
4000	4062	157.48	159.92
*4250	4312	*167.32	169.76
*4500	4562	*177.17	179.61
*4750	4812	*187.01	189.45
*4953	5015	*195.00	197.44
*5000	5062	*196.85	199.29
*5300	5362	*208.66	211.10
*5600	5662	*220.47	222.91

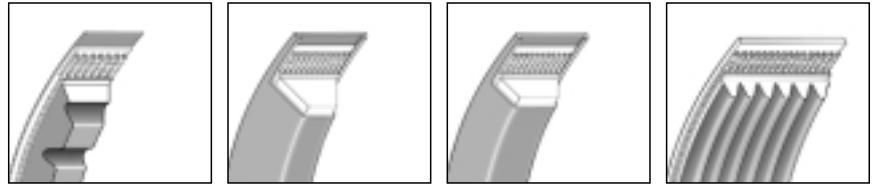
Profile D/HD

L _i (mm)	L _a (mm)	L _i (inch)	L _a (inch)
* 2286	2397	90.00	94.37
* 2500	2611	98.43	102.80
* 2800	2911	110.24	114.61
* 3048	3159	120.00	124.37
* 3250	3361	127.95	132.32
* 3658	3769	144.02	148.39
* 4000	4111	157.48	161.85
* 4115	4226	162.01	166.38
* 4394	4505	172.99	177.36
* 4572	4683	180.00	184.37
* 4953	5064	195.00	199.37
* 5334	5445	210.00	214.37
* 5715	5826	225.00	229.37
* 6096	6207	240.00	244.37
* 6477	6588	255.00	259.37
* 6858	6969	270.00	274.37
* 7239	7350	285.00	289.37
* 7620	7731	300.00	304.37
* 8000	8111	314.96	319.33
* 8382	8493	330.00	334.37
* 8763	8874	345.00	349.37
* 9144	9255	360.00	364.37
* 9906	10017	390.00	394.37
*10668	10779	420.00	424.37
*11430	11541	450.00	454.37
*12200	12311	480.31	484.69
*13206	13317	519.92	524.29
*13462	13573	530.00	534.37
*13716	13827	540.00	544.37
*14224	14335	560.00	564.37

* Available on demand

Conversion table

CONTI® V-belt and
CONTI® Multiple V-ribbed belts



V-belts

**Heavy-duty raw edge
cogged V-belts
DIN 7753
CONTI-V ADVANCE FO®-Z**

	Belt width (top)	Pitch width	Belt width (bottom)	Belt height	Pitch height	Outer length L_a		Datum length L_d	Inner length L_i		Weight (kg/m)
XPZ*	10	8.5	4.5	8	2.0	$L_a = L_d + 13$	$L_a = L_i + 51$	Nominal length	$L_i = L_d - 38$	$L_i = L_a - 51$	0.072
XPA	13	11.0	6.8	9	2.8	$L_a = L_d + 18$	$L_a = L_i + 57$		$L_i = L_d - 39$	$L_i = L_a - 57$	0.112
XPB	16.3	14.0	7.3	13	3.5	$L_a = L_d + 22$	$L_a = L_i + 82$		$L_i = L_d - 60$	$L_i = L_a - 82$	0.192
XPC	22	19.0	10.3	17	4.8	$L_a = L_d + 30$	$L_a = L_i + 107$		$L_i = L_d - 77$	$L_i = L_a - 107$	0.370

**Narrow section
wrapped V-belts
DIN 7753
CONTI®-V STANDARD
Ultraflex**

SPZ*	9.7	8.5	4	8	2.0	$L_a = L_d + 13$	$L_a = L_i + 51$	Nominal length	$L_i = L_d - 38$	$L_i = L_a - 51$	0.073
SPA	12.7	11.0	5.6	10	2.8	$L_a = L_d + 18$	$L_a = L_i + 63$		$L_i = L_d - 45$	$L_i = L_a - 63$	0.100
SPB*	16.3	14.0	7.1	13	3.5	$L_a = L_d + 22$	$L_a = L_i + 82$		$L_i = L_d - 60$	$L_i = L_a - 82$	0.178
19	18.6	15.0	8	15.7	3.5	$L_a = L_d + 22$	$L_a = L_i + 99$		$L_i = L_d - 77$	$L_i = L_a - 99$	0.271
SPC	22	19.0	9.3	18	4.8	$L_a = L_d + 30$	$L_a = L_i + 113$		$L_i = L_d - 83$	$L_i = L_a - 113$	0.380

**Classical section
raw edge V-belts
DIN 2215
CONTI-V ADVANCE
FO®-Z / FO®-Z Classic**

5/-	5	4.2	2.9	3	1.3	$L_a = L_d + 8$	$L_a = L_i + 19$	$L_d = L_i + 11$	$L_d = L_a - 8$	Nominal length	0.015
6/Y	6	5.3	3.2	4	1.6	$L_a = L_d + 10$	$L_a = L_i + 25$	$L_d = L_i + 15$	$L_d = L_a - 10$		0.023
8/-	8	6.7	4.6	5	2.0	$L_a = L_d + 12$	$L_a = L_i + 31$	$L_d = L_i + 19$	$L_d = L_a - 12$		0.041
10/Z	10	8.5	5.9	6	2.5	$L_a = L_d + 16$	$L_a = L_i + 38$	$L_d = L_i + 22$	$L_d = L_a - 16$		0.060
13/A	13	11.0	7.5	8	3.3	$L_a = L_d + 20$	$L_a = L_i + 50$	$L_d = L_i + 30$	$L_d = L_a - 20$		0.105

**Classical section
wrapped V-belts
DIN 2215
CONTI®-V STANDARD
Multiflex**

8/-	8	6.7	4.6	5	2.0	$L_a = L_d + 12$	$L_a = L_i + 31$	$L_d = L_i + 19$	$L_d = L_a - 12$	Nominal length	0.040
10/Z	10	8.5	5.9	6	2.5	$L_a = L_d + 16$	$L_a = L_i + 38$	$L_d = L_i + 22$	$L_d = L_a - 16$		0.060
13/A	13	11.0	7.5	8	3.3	$L_a = L_d + 20$	$L_a = L_i + 50$	$L_d = L_i + 30$	$L_d = L_a - 20$		0.105
17/B	17	14.0	9.4	11	4.2	$L_a = L_d + 26$	$L_a = L_i + 69$	$L_d = L_i + 43$	$L_d = L_a - 26$		0.170
20/-	20	17.0	11.4	12.5	4.8	$L_a = L_d + 31$	$L_a = L_i + 79$	$L_d = L_i + 48$	$L_d = L_a - 31$		0.240
22/C	22	19.0	12.4	14	5.7	$L_a = L_d + 36$	$L_a = L_i + 88$	$L_d = L_i + 52$	$L_d = L_a - 36$		0.300
25/-	25	21.0	14.0	16	6.3	$L_a = L_d + 40$	$L_a = L_i + 101$	$L_d = L_i + 61$	$L_d = L_a - 40$		0.430
32/D	32	27.0	18.3	20	8.1	$L_a = L_d + 51$	$L_a = L_i + 126$	$L_d = L_i + 75$	$L_d = L_a - 51$		0.630
40/E	40	32.0	22.8	25	12.0	$L_a = L_d + 75$	$L_a = L_i + 157$	$L_d = L_i + 82$	$L_d = L_a - 75$	0.970	

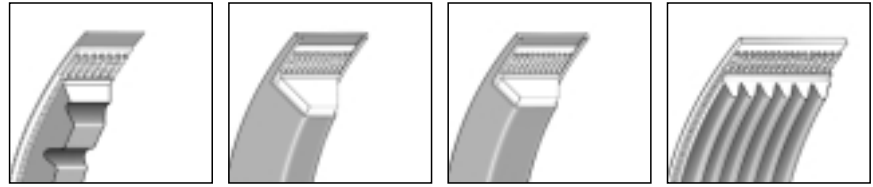
Multiple V-ribbed belts

**Multiple V-ribbed belts
DIN 7867
CONTI-V MULTIRIB®**

	Rib pitch	Belt height	Reference line (difference = mm)	Reference length L_b	Pitch length L_w	Weight per rib (kg/m)
PJ	2.34	3.8	1.2	Nominal length	$L_w = L_b + 8$	0.009
PK	3.56	5.0	1.5		$L_w = L_b + 10$	0.021
PL	4.70	9.0	3.0		$L_w = L_b + 19$	0.040
PM	9.40	14.5	4.0		$L_w = L_b + 25$	0.120

Conversion table

V-belts and
Multiple V-ribbed belts



V-belts

Measurements in inches

	Belt width (top)	Pitch width	Belt width (bottom)	Belt height	Pitch height	Outer length L_a		Datum length L_d	Inner length L_i		Weight (kg/m)
Heavy-duty raw edge cogged V-belts DIN 7753 CONTI-V ADVANCE FO®-Z											
XPZ	0.39	0.33	0.18	0.31	0.08	$L_a = L_d + 0.51$	$L_a = L_i + 2.00$	Nominal length	$L_i = L_d - 1.50$	$L_i = L_a - 2.01$	0.072
XPA	0.51	0.43	0.27	0.35	0.11	$L_a = L_d + 0.71$	$L_a = L_i + 2.24$		$L_i = L_d - 1.54$	$L_i = L_a - 2.24$	0.112
XPB	0.64	0.55	0.29	0.51	0.14	$L_a = L_d + 0.87$	$L_a = L_i + 3.23$		$L_i = L_d - 2.36$	$L_i = L_a - 3.23$	0.192
XPC	0.87	0.75	0.41	0.67	0.19	$L_a = L_d + 1.18$	$L_a = L_i + 4.21$		$L_i = L_d - 3.03$	$L_i = L_a - 4.21$	0.370
Narrow section wrapped V-belts DIN 7753 CONTI®-V STANDARD Ultraflex											
SPZ*	0.38	0.33	0.16	0.31	0.08	$L_a = L_d + 0.51$	$L_a = L_i + 2.00$	Nominal length	$L_i = L_d - 1.50$	$L_i = L_a - 2.01$	0.073
SPA	0.50	0.43	0.22	0.39	0.11	$L_a = L_d + 0.71$	$L_a = L_i + 2.48$		$L_i = L_d - 1.77$	$L_i = L_a - 2.48$	0.100
SPB*	0.64	0.55	0.28	0.51	0.14	$L_a = L_d + 0.87$	$L_a = L_i + 3.23$		$L_i = L_d - 2.36$	$L_i = L_a - 3.23$	0.178
19	0.73	0.59	0.31	0.62	0.14	$L_a = L_d + 0.87$	$L_a = L_i + 3.90$		$L_i = L_d - 3.03$	$L_i = L_a - 3.90$	0.271
SPC	0.87	0.75	0.37	0.71	0.19	$L_a = L_d + 1.18$	$L_a = L_i + 4.45$		$L_i = L_d - 3.27$	$L_i = L_a - 4.45$	0.380
Classical section raw edge V-belts DIN 2215 CONTI-V ADVANCE FO®-Z / FO®-Z Classic											
5/-	0.20	0.17	0.11	0.12	0.05	$L_a = L_d + 0.31$	$L_a = L_i + 0.75$	$L_d = L_i + 0.43$	$L_d = L_a - 0.31$	Nominal length	0.015
6/Y	0.24	0.21	0.13	0.16	0.06	$L_a = L_d + 0.39$	$L_a = L_i + 0.98$	$L_d = L_i + 0.59$	$L_d = L_a - 0.39$		0.023
8/-	0.31	0.26	0.18	0.20	0.08	$L_a = L_d + 0.47$	$L_a = L_i + 1.22$	$L_d = L_i + 0.75$	$L_d = L_a - 0.47$		0.041
10/Z	0.39	0.33	0.23	0.24	0.10	$L_a = L_d + 0.63$	$L_a = L_i + 1.50$	$L_d = L_i + 0.87$	$L_d = L_a - 0.63$		0.060
13/A	0.51	0.43	0.30	0.31	0.13	$L_a = L_d + 0.79$	$L_a = L_i + 1.97$	$L_d = L_i + 1.18$	$L_d = L_a - 0.79$		0.105
Classical section wrapped V-belts DIN 2215 CONTI®-V STANDARD Multiflex											
8/-	0.31	0.26	0.18	0.20	0.08	$L_a = L_d + 0.47$	$L_a = L_i + 1.22$	$L_d = L_i + 0.75$	$L_d = L_a - 0.47$	Nominal length	0.040
10/Z	0.39	0.33	0.23	0.24	0.10	$L_a = L_d + 0.63$	$L_a = L_i + 1.50$	$L_d = L_i + 0.87$	$L_d = L_a - 0.63$		0.060
13/A	0.51	0.43	0.30	0.31	0.13	$L_a = L_d + 0.79$	$L_a = L_i + 1.97$	$L_d = L_i + 1.18$	$L_d = L_a - 0.79$		0.105
17/B	0.67	0.55	0.37	0.43	0.17	$L_a = L_d + 1.02$	$L_a = L_i + 2.72$	$L_d = L_i + 1.69$	$L_d = L_a - 1.02$		0.170
20/-	0.79	0.67	0.45	0.49	0.19	$L_a = L_d + 1.22$	$L_a = L_i + 3.11$	$L_d = L_i + 1.89$	$L_d = L_a - 1.22$		0.240
22/C	0.87	0.75	0.49	0.55	0.22	$L_a = L_d + 1.42$	$L_a = L_i + 3.46$	$L_d = L_i + 2.05$	$L_d = L_a - 1.42$		0.300
25/-	0.98	0.83	0.55	0.63	0.25	$L_a = L_d + 1.57$	$L_a = L_i + 3.98$	$L_d = L_i + 2.4$	$L_d = L_a - 1.57$		0.430
32/D	1.26	1.06	0.72	0.79	0.32	$L_a = L_d + 2.01$	$L_a = L_i + 4.96$	$L_d = L_i + 2.95$	$L_d = L_a - 2.01$		0.630
40/E	1.57	1.26	0.90	0.98	0.47	$L_a = L_d + 2.95$	$L_a = L_i + 6.18$	$L_d = L_i + 3.23$	$L_d = L_a - 2.95$	0.970	


Multiple V-ribbed belts

Measurements in inches

	Rib pitch	Belt height	Reference line (difference = inch)	Reference length L_b	Pitch length L_w	Weight per rib (kg/m)
Multiple V-ribbed belts DIN 7867 CONTI-V MULTIRIB®						
PJ	0.09	0.15	0.05	Nominal length	$L_w = L_b + 0.32$	0.009
PK	0.14	0.20	0.06		$L_w = L_b + 0.39$	0.021
PL	0.19	0.35	0.12		$L_w = L_b + 0.75$	0.040
PM	0.37	0.57	0.16		$L_w = L_b + 0.98$	0.120

Conversion table

Variable speed belts and timing belts



Variable speed belts

Measurements in mm

	Belt width (top)	Pitch width	Belt width (bottom)	Belt height	Pitch height	Flank	Outer length L_a		Datum length L_d	Inner length L_i	Weight (kg/m)	
DIN 7719 / ISO 1604												
CONTI® VARISPEED												
Variflex												
17/6 (W 16)	17	16	14.2	6	1.5	26	$L_a = L_d + 10$	$L_a = L_i + 38$	Nomin. length	$L_i = L_a - 38$	$L_i = L_d - 28$	0.112
21/7 (W 20)	21	20	17.5	7	1.75	28	$L_a = L_d + 11$	$L_a = L_i + 44$	Nomin. length	$L_i = L_a - 44$	$L_i = L_d - 33$	0.160
22/6	22	21.3	19.2	6	1.5	26	$L_a = L_d + 10$	$L_a = L_i + 38$	$L_a = L_i + 28$	$L_i = L_a - 10$	Nomin. length	0.145
26/8 (W 25)	26	25	22	8	2	28	$L_a = L_d + 12$	$L_a = L_i + 50$	Nomin. length	$L_i = L_a - 50$	$L_i = L_d - 33$	0.225
28/8	28	27.1	24.3	8	2	26	$L_a = L_d + 12$	$L_a = L_i + 50$	$L_d = L_i + 38$	$L_i = L_a - 12$	Nomin. length	0.245
33/10 (W 31.5)	33	31.5	28	10	2.5	28	$L_a = L_d + 16$	$L_a = L_i + 63$	Nomin. length	$L_i = L_a + 63$	$L_i = L_d - 47$	0.360
37/10	37	35.7	32	10	2.5	28	$L_a = L_d + 16$	$L_a = L_i + 63$	$L_a = L_i + 47$	$L_i = L_a + 16$	Nomin. length	0.400
42/13 (W 40)	42	40	35.5	13	3.25	28	$L_a = L_d + 20$	$L_a = L_i + 82$	Nomin. length	$L_i = L_a + 82$	$L_i = L_d - 62$	0.600
47/13	47	45.4	40.5	13	3.25	28	$L_a = L_d + 20$	$L_a = L_i + 82$	$L_a = L_i + 62$	$L_i = L_a + 20$	Nomin. length	0.675
52/16 (W 50)	52	50	43.4	16	4	30	$L_a = L_d + 25$	$L_a = L_i + 100$	Nomin. length	$L_i = L_a + 100$	$L_i = L_d - 75$	0.915
55/16	55	53	47	16	4	28	$L_a = L_d + 25$	$L_a = L_i + 100$	$L_a = L_i + 75$	$L_i = L_a + 25$	Nomin. length	0.915
65/20 (W 63)	65	63	54.3	20	5	30	$L_a = L_d + 32$	$L_a = L_i + 126$	Nomin. length	$L_i = L_a + 126$	$L_i = L_d - 94$	1.430
83/26 (W 80)	83	80	68.1	26	6.5	32	$L_a = L_d + 41$	$L_a = L_i + 163$	Nomin. length	$L_i = L_a + 163$	$L_i = L_d - 122$	2.365


Timing belts

Measurements in mm

	Belt height	Tooth height	Tooth width	Pitch height	Flank angle in °
Timing belts DIN 5296					
CONTI SYNCHROBELT®					
MXL	1.14	0.51	1.14	0.254	40.0
XL	2.30	1.27	2.57	0.254	50.0
L	3.60	1.91	4.65	0.381	40.0
H	4.30	2.29	6.12	0.686	40.0
XH	11.20	6.35	12.57	1.397	40.0

Conversion table

Variable speed belts and timing belts



Variable speed belts

Measurements in inch

DIN 7719 / ISO 1604 CONTI® VARISPEED Variflex	Belt width (top)		Pitch width		Belt width (bottom)		Belt height		Pitch height		Flank	Outer length L_a	$L_a = L_d + 0.39$	$L_a = L_i + 1.50$	Datum length L_d	Inner length L_i	Weight (kg/m)
	0.67	0.63	0.56	0.24	0.06	26	$L_a = L_d + 0.39$	$L_a = L_i + 1.50$	Nomin. length	$L_d = L_a - 1.50$							
17/6 (W 16)	0.67	0.63	0.56	0.24	0.06	26	$L_a = L_d + 0.39$	$L_a = L_i + 1.50$	Nomin. length	$L_d = L_a - 1.50$	$L_i = L_d - 1.10$	0.112					
21/7 (W 20)	0.83	0.79	0.69	0.28	0.07	28	$L_a = L_d + 0.43$	$L_a = L_i + 1.73$	Nomin. length	$L_d = L_a - 1.73$	$L_i = L_d - 1.30$	0.160					
22/6	0.87	0.84	0.76	0.24	0.06	26	$L_a = L_d + 0.39$	$L_a = L_i + 1.50$	$L_d = L_i + 1.10$	$L_d = L_a - 0.39$	Nomin. length	0.145					
26/8 (W 25)	1.02	0.98	0.87	0.31	0.08	28	$L_a = L_d + 0.47$	$L_a = L_i + 1.97$	Nomin. length	$L_d = L_a - 1.97$	$L_i = L_d - 1.30$	0.225					
28/8	1.10	1.07	0.96	0.31	0.08	26	$L_a = L_d + 0.47$	$L_a = L_i + 1.97$	$L_d = L_i + 1.50$	$L_d = L_a - 0.47$	Nomin. length	0.245					
33/10 (W 31.5)	1.30	1.24	1.10	0.39	0.10	28	$L_a = L_d + 0.63$	$L_a = L_i + 2.48$	Nomin. length	$L_d = L_a + 2.48$	$L_i = L_d - 1.85$	0.360					
37/10	1.46	1.14	1.26	0.39	0.10	28	$L_a = L_d + 0.63$	$L_a = L_i + 2.48$	$L_d = L_i + 1.85$	$L_d = L_a + 0.63$	Nomin. length	0.400					
42/13 (W 40)	1.65	1.57	1.40	0.51	0.13	28	$L_a = L_d + 0.79$	$L_a = L_i + 3.23$	Nomin. length	$L_d = L_a + 3.23$	$L_i = L_d - 2.44$	0.600					
47/13	1.85	1.79	1.59	0.51	0.13	28	$L_a = L_d + 0.79$	$L_a = L_i + 3.23$	$L_d = L_i + 2.44$	$L_d = L_a + 0.79$	Nomin. length	0.675					
52/16 (W 50)	2.05	1.97	1.71	0.63	0.16	30	$L_a = L_d + 0.98$	$L_a = L_i + 3.94$	Nomin. length	$L_d = L_a + 3.94$	$L_i = L_d - 2.95$	0.915					
55/16	2.17	2.09	1.85	0.63	0.16	28	$L_a = L_d + 0.98$	$L_a = L_i + 3.94$	$L_d = L_i + 2.95$	$L_d = L_a + 0.98$	Nomin. length	0.915					
65/20 (W 63)	2.56	2.48	2.14	0.79	0.20	30	$L_a = L_d + 1.26$	$L_a = L_i + 4.96$	Nomin. length	$L_d = L_a + 4.96$	$L_i = L_d - 3.70$	1.430					
83/26 (W 80)	3.27	3.15	2.68	1.02	0.26	32	$L_a = L_d + 1.61$	$L_a = L_i + 6.42$	Nomin. length	$L_d = L_a + 6.42$	$L_i = L_d - 4.80$	2.365					

Timing belts

Measurements in inch

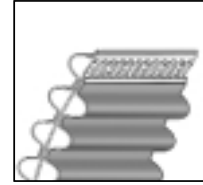
Timing belts DIN 5296 CONTI SYNCHROBELT®	Belt height	Tooth height	Tooth width	Pitch height	Flank angle in °
MXL	0.04	0.02	0.04	0.01	40.0
XL	0.09	0.05	0.10	0.01	50.0
L	0.14	0.07	0.18	0.015	40.0
H	0.17	0.09	0.24	0.027	40.0
XH	0.44	0.25	0.49	0.055	40.0

¹ Pitch length

² Nominal length

Conversion table

Timing Belts and
double-sided timing belts

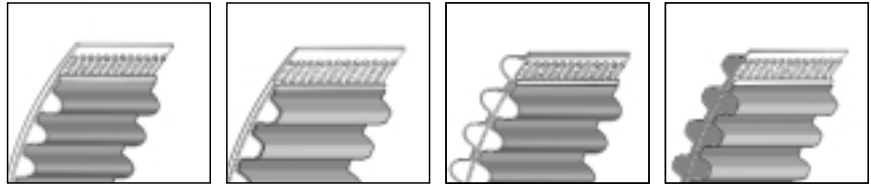


Timing belts

	Measurements in mm							
	Tooth pitch	Belt height	Tooth height	Tooth width	Pitch height	Flank angle in°	Nominal length	Pitch length L _w
Timing belts								
CONTI SYNCHROBELT® HTD								
3M	3	2.40	1.20	1.8	0.380	–	Pitch length in mm	–
5M	5	3.60	2.10	2.9	0.570	–	Pitch length in mm	–
8M	8	5.60	3.40	5.1	0.686	–	Pitch length in mm	–
14M	14	10.00	6.10	8.9	1.395	–	Pitch length in mm	–
Timing belts								
CONTI SYNCHROBELT® STD								
S8M	8	5.30	2.95	5.1	0.686	–	Pitch length in mm	–
Double-sided timing belts								
CONTI® SYNCHROTWIN								
D5M	5	5.40	2.10	2.90	0.570	–	Pitch length in mm	–
D8M	8	8.20	3.40	5.10	0.686	–	Pitch length in mm	–
D14M	14	15.20	6.10	8.90	1.395	–	Pitch length in mm	–
DS8M	8	7.30	3.00	5.10	0.686	–	Pitch length in mm	–
DH	9.525	6.00	2.29	6.12	0.686	40.0	Pitch length in 1/10	Nominal length x 25.4
Double-sided timing belts								
CONTI® SYNCHROTWIN								
D5M CXP III	5	5.40	2.10	2.90	0.570	–	Pitch length in mm	–
D8M CXP III	8	8.20	3.40	5.10	0.686	–	Pitch length in mm	–
D14M CXP III	14	15.20	6.10	8.90	1.395	–	Pitch length in mm	–
DS8M CXP III	8	7.30	3.00	5.10	0.686	–	Pitch length in mm	–
Timing belts								
CONTI SYNCHROFORCE® HTD								
3M CXP III	3	2.40	1.20	1.8	0.380	–	Pitch length in mm	–
5M CXP III	5	3.60	2.10	2.9	0.570	–	Pitch length in mm	–
8M CXP III	8	5.60	3.40	5.1	0.686	–	Pitch length in mm	–
14M CXP III	14	10.00	6.10	8.9	1.395	–	Pitch length in mm	–
8M CXA III	8	5.60	3.40	5.1	0.686	–	Pitch length in mm	–
14M CXA III	14	10.00	6.10	8.9	1.395	–	Pitch length in mm	–
Timing belts								
CONTI SYNCHROFORCE® STD								
S8M CXP III	8	5.30	2.95	5.1	0.686	–	Pitch length in mm	–
S8M CXA III	8	5.30	2.95	5.1	0.686	–	Pitch length in mm	–

Conversion table

Timing Belts and double-sided timing belts



Timing belts

Measurements in inches

	Tooth pitch	Belt height	Tooth height	Tooth width	Pitch height	Flank angle in°	Nominal length
Timing belts							
CONTI SYNCHROBELT® HTD							
3M	0.12	0.09	0.05	0.07	0.01	–	Pitch length in mm
5M	0.20	0.14	0.08	0.11	0.02	–	Pitch length in mm
8M	0.31	0.22	0.13	0.20	0.03	–	Pitch length in mm
14M	0.55	0.39	0.24	0.35	0.05	–	Pitch length in mm
Timing belts							
CONTI® SYNCHROBELT STD							
S8M	0.31	0.21	0.12	0.20	0.03	–	Pitch length in mm
Double-sided timing belts							
CONTI® SYNCHROTWIN							
D5M	0.20	0.21	0.08	0.11	0.02	–	Pitch length in mm
D8M	0.31	0.32	0.13	0.20	0.03	–	Pitch length in mm
D14M	0.55	0.60	0.24	0.35	0.05	–	Pitch length in mm
DS8M	0.31	0.29	0.12	0.20	0.03	–	Pitch length in mm
DH	0.38	0.24	0.09	0.24	0.03	40.0	Pitch length in 1/10
Double-sided timing belts							
CONTI® SYNCHROTWIN							
D5M CXP III	0.20	0.21	0.08	0.11	0.02	–	Pitch length in mm
D8M CXP III	0.31	0.32	0.13	0.20	0.03	–	Pitch length in mm
D14M CXP III	0.55	0.60	0.24	0.35	0.05	–	Pitch length in mm
DS8M CXP III	0.31	0.29	0.12	0.20	0.03	–	Pitch length in mm
Timing belts							
CONTI SYNCHROFORCE® HTD							
3M CXP III	0.12	0.09	0.05	0.07	0.01	–	Pitch length in mm
5M CXP III	0.20	0.14	0.08	0.11	0.02	–	Pitch length in mm
8M CXP III	0.31	0.22	0.13	0.20	0.03	–	Pitch length in mm
14M CXP III	0.55	0.39	0.24	0.35	0.05	–	Pitch length in mm
8M CXA III	0.31	0.22	0.13	0.20	0.03	–	Pitch length in mm
14M CXA III	0.55	0.39	0.24	0.35	0.05	–	Pitch length in mm
Timing belts							
CONTI SYNCHROFORCE® STD							
S8M CXP III	0.31	0.21	0.12	0.20	0.03	–	Pitch length in mm
S8M CXA III	0.31	0.21	0.12	0.20	0.03	–	Pitch length in mm

ContiTech
Specialist in rubber and
plastics technology

The ContiTech Division is a development partner and an original equipment supplier to many industries, and it provides high-grade functional parts, components and systems. With their know-how in rubber and plastics technology, the nine business units make a contribution to safe and comfortable mobility.

This is what the ContiTech brand is all about.

Continental 
CONTITECH

ContiTech Specialist in rubber and plastics technology

www.contitech.de

Power transmission technology
worldwide

ContiTech
Antriebssysteme GmbH
D-30004 Hannover

ContiTech - INA GmbH & Co. KG
Belt Drive Systems
D-91072 Herzogenaurach

Continental do Brasil
Produtos Automotivos Ltda.
BR-84043-450 Ponta Grossa-Pr

ContiTech
Power Transmission
Systems Ltd.
GB - Wigan, WN2 4WZ

ContiTech Mexicana S.A. de C.V.
ContiTech Power
Transmission Products
MEX-C.P. 78090 San Luis Potosí,
S.L.P.

ContiTech-Jiebao
Power Transmission Systems Ltd.
PRC-315611 Zhejiang

ContiTech Romania S.R.L.
Parcul Industrial Freidorf
ROM-1900 Timisoara

Certifications



Umweltmanagement



DQS zertifiziert nach
DIN EN ISO 14001

ContiTech service worldwide

ContiTech
Kautschuk- und Kunststoff
Vertriebsgesellschaft m.b.H.
Gewerbestraße 14
A-2351 Wiener Neudorf
Phone 02236 4 91 01
Fax 02236 4 91 01 49

ContiTech Belux
Industriepark, Molenberglei 24
B-2627 Schelle
Phone 03 8 80 71 40
Fax 03 8 80 71 41

ContiTech Continental Suisse S.A.
Lerzenstrasse 19
CH-8953 Dietikon 1
Phone 043 343 20 10
Fax 043 343 20 11

ContiTech Antriebssysteme GmbH
Niederlassung Berlin
Köpenicker Straße 184
D-12355 Berlin (Rudow)
Phone 030-66 92 08 03
Fax 030-66 92 05 05

Verkaufsbüro Mitte
Am Waldstadion 4
D-37699 Fürstenberg
Phone 05271-9 58 01
Fax 05271-59 20

Verkaufsbüro Süd
Pfahlbühlstraße 75
D-71384 Weinstadt
Phone 07151-96 79 47
Fax 07151-96 79 48

Continental Industrias
del Caucho S.A. ContiTech
Cityparc-Ronda de Dalt
Ctra. de Hospitalet 147
E-08940 Cornellà (Barcelona)
Phone 93 480 04 00
Fax 93 480 04 01

ContiTech France SNC
3, rue Fulgence Bienvenue CE 147
F-92631 Gennevilliers
Phone 1 41.47.92.92
Fax 1 47.92.08.22

Z.I. de la Silardiére
F-42500 Le Chambon Feugerolles
Phone 4 77.10.19.45/46
Fax 4 77.10.19.71

ContiTech Power
Transmission Systems Ltd.
Leigh Rd, Hindley Green
GB-Wigan, WN 2, 4WZ
Phone 1942 52 55 00
Fax 1942 52 40 00

ContiTech AG Shanghai Office
Rm. 906B Block C
Orient International Plaza
No. 85 Lou Shan Guan Lu
PRC-200335 Shanghai
Phone 021 62 78 77 38
Fax 021 62 78 77 40

ContiTech Scandinavia AB
Finlandsgatan 14
S-16493 Kista
Phone 08 4 44 13 30
Fax 08 7 50 55 66

Continental
Tyre and Rubber (S) Ltd.
298 Tiong Bahru Road
#02-01 Tower Block
Tiong Bahru Plaza
SGP-Singapore 168730
Phone 6 377 1223
Fax 6 377 2202

ContiTech North America, Inc.
136, Summit Avenue
USA-Montvale, NJ 07645
Phone 201 930-0600
Fax 201 930-0050

ContiTech Antriebssysteme GmbH
Continentalstraße 1, D-29451 Dannenberg
Phone +49 5861 806-0
Fax +49 5861 806-302
E-Mail: dannenberg@antriebssysteme.contitech.de

ContiTech Antriebssysteme GmbH
Postfach 445, D-30004 Hannover
Philipsbornstraße 1, D-30165 Hannover
Phone +49 511 938-71
Fax +49 511 938-52 32
Email: industrie.as@antriebssysteme.contitech.de
www.contitech.de/antriebssysteme

The content of this publication is provided for information only and without responsibility. ContiTech AG's obligations and responsibilities regarding its products are governed solely by the agreements under which they are sold. Unless otherwise agreed in writing, the information contained herein does not become part of these agreements. This publication does not contain any guarantee or agreed quality of ContiTech AG's products or any warranty of merchantability, fitness for a particular purpose and non-infringement. ContiTech AG may make changes in the products or services described at any time without notice. This publication is provided on an "as is" basis. To the extent permitted by law, ContiTech AG makes no warranty, express or implied, and assumes no liability in connection with the use of the information contained in this publication. ContiTech AG is not liable for any direct, indirect, incidental, consequential or punitive damages arising out of the use of this publication. Information contained herein is not intended to announce product availability anywhere in the world. © 2005 ContiTech AG. All rights reserved.